



Member Library Statistics 2023

Libraries

Ardasley	693-6636	Mount Kisco	666-8041
Bedford Free (Village)	234-3570	Mount Pleasant	769-0548
Bedford Hills	666-6472	Mount Vernon	668-1840
Briarcliff Manor	941-7072	New Rochelle	632-7878
Bronxville	337-7680	North Castle Public Library (Armonk)	273-3887
Chappaqua	238-4779	Ossining	941-2416
Croton	271-6612	Town of Pelham Library	738-1234
Dobbs Ferry	693-6614	Port Chester	939-6710
Eastchester	793-5055	Pound Ridge	764-5085
Greenburgh	721-8200	Purchase	948-0550
Harrison	835-0324	Ruth Keeler (North Salem)	669-5161
Hastings-on-Hudson	478-3307	Rye Free Reading Room	967-0480
Hendrick Hudson (Montrose)	739-5654	Scarsdale	722-1300
Irvington	591-7840	Somers	232-5717
John C. Hart (Yorktown)	245-5262	The Field Library (Peekskill)	737-1212
Katonah	232-3508	Tuckahoe	961-2121
Larchmont	834-2281	The Warner Library (Tarrytown)	631-7734
Lewisboro (South Salem)	875-9004	White Plains Public Library	422-1400
Mamaroneck	698-1250	Yonkers Public Library	337-1500

Introductory Notes

- The WLS *Member Library Statistics 2023* report is based on the *Annual Reports for Public & Association Libraries 2023* submitted to New York State.
- This year's *Member Library Statistics* pilots a number of changes to provide contextual relevancy and improve data useability, including introductory analysis, visualizations, and grouped rankings.
- Grouped rankings are based on population served including contract areas and New York State Department of Library Development (DLD) population grouping.
- Financial figures on the *Annual Report* are on a cash basis for the operating fund.
- Westchester averages are determined by dividing the total for that category by the number of libraries (i.e. 38). Rankings are based on numbers which have not yet been rounded to 1 or 2 decimal places.
- Please note that unusual variations in statistics may be a result of library type, construction projects, temporary closings, or other conditions—particularly lingering ramifications of COVID-19 in 2022. Refer to *Library Types* ([12](#)) and *Note of Unusual Circumstances* ([66](#)).

Table of Contents

Part 1: Library Communities

Population Served	<u>6</u>
Library Cardholders	<u>8</u>
Staff	<u>10</u>
Trustees	<u>11</u>
Library Types	<u>12</u>

Part 2: Library Spaces and Materials

Buildings	<u>13</u>
Total Hours	<u>15</u>
Total Holdings	<u>16</u>
Total Books	<u>19</u>
Adult Books	<u>22</u>
Juvenile Books	<u>23</u>
Non-Book Print and Physical Materials	<u>25</u>
Electronic Materials and Databases	<u>27</u>
Public Internet	<u>28</u>

Part 3: Library Activity

Library Visits	<u>29</u>
Total Circulation	<u>30</u>
Book Circulation	<u>35</u>
Non-Book Material Circulation	<u>38</u>
Electronic Material Circulation	<u>38</u>
Electronic Information Use (Databases)	<u>40</u>
Inteloans Provided	<u>41</u>
Interloans Received	<u>42</u>
Reference Transactions	<u>43</u>
Library Programs	<u>44</u>
One-to-One Sessions	<u>49</u>
Internet Use	<u>50</u>

Table of Contents

Part 4: Financials

Operating Receipts	<u>52</u>
Local Public Support	<u>53</u>
Operating Expense	<u>60</u>
Debt Service	<u>66</u>
Explanatory Notes	<u>67</u>
Note of Unusual Circumstances	<u>69</u>

Library Communities: Population Served

2020 Census Including Contract Areas*

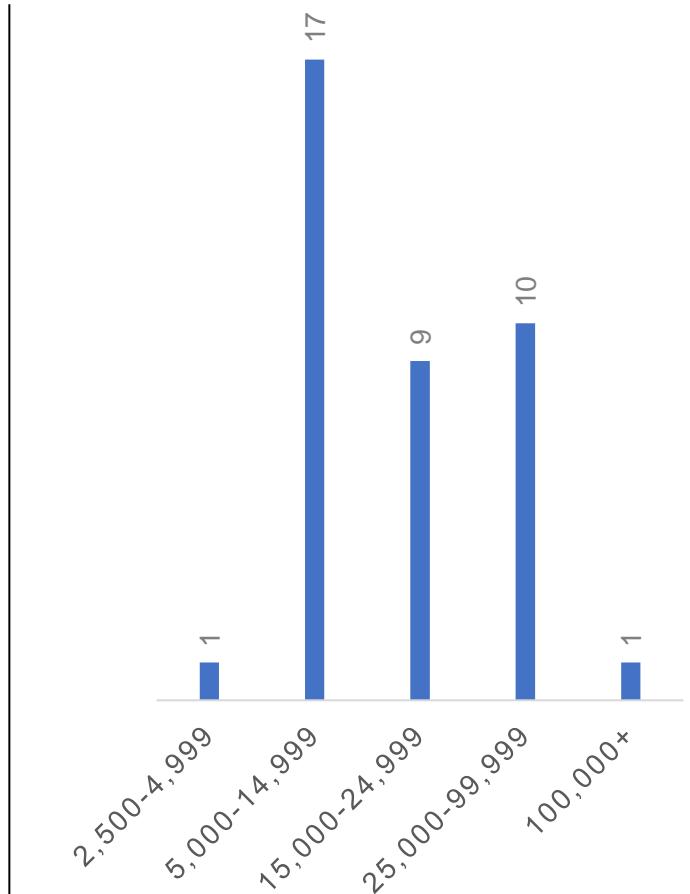
Alphabetical		Rank Order	
Ardsley	10,318	1st	Yonkers 211,569
Bedford Free	4,432	2nd	New Rochelle 79,726
Bedford Hills	6,631	3rd	Mount Vernon 73,893
Briarcliff	7,569	4th	White Plains 59,559
Bronxville	6,656	5th	John C. Hart (Yorktown) 47,039
Chappaqua	16,829	6th	Greenburgh 46,436
Croton	9,693	7th	Port Chester 41,740
Dobbs Ferry	11,541	8th	Ossining 36,973
Eastchester	20,901	9th	Mount Pleasant 31,422
Greenburgh	46,436	10th	The Field Library (Peekskill) 28,600
Harrison	28,218	11th	Harrison 28,218
Hastings	8,590	12th	Warner Library (Tarrytown) 22,861
Hendrick Hudson (Montrose)	16,854	13th	Somers 21,541
Irvington	6,652	14th	Eastchester 20,901
John C. Hart (Yorktown)	47,039	15th	Mamaroneck 20,151
Katonah	6,261	16th	Larchmont 19,480
Larchmont	19,480	17th	Scarsdale 18,253
Lewisboro	12,265	18th	Hendrick Hudson (Montrose) 16,854
Mamaroneck	20,151	19th	Chappaqua 16,829
Mount Kisco	10,959	20th	Rye 16,592
Mount Pleasant	31,422	21st	Pelham 13,078
Mount Vernon	73,893	22nd	North Castle (Armonk) 12,408
New Rochelle	79,726	23rd	Lewisboro 12,265
North Castle (Armonk)	12,408	24th	Dobbs Ferry 11,541
Ossining	36,973	25th	Mount Kisco 10,959
Pelham	13,078	26th	Ardsley 10,318
Port Chester	41,740	27th	Croton 9,693
Pound Ridge	5,082	28th	Hastings 8,590
Purchase	6,008	29th	Briarcliff Manor 7,569
Ruth Keeler (North Salem)	5,243	30th	Tuckahoe 7,084
Rye	16,592	31st	Bronxville 6,656
Scarsdale	18,253	32nd	Irvington 6,652
Somers	21,541	33rd	Bedford Hills 6,631
The Field Library (Peekskill)	28,600	34th	Katonah 6,261
Tuckahoe	7,084	35th	Purchase 6,008
Warner (Tarrytown)	22,861	36th	Ruth Keeler (North Salem) 5,243
White Plains	59,559	37th	Pound Ridge 5,082
Yonkers	211,569	38th	Bedford Free 4,432
County Total	1,009,107	County Average	26,555

*The following libraries contract with additional service areas: Ardsley with the Village of Elmsford; Larchmont with the unincorporated Town of Mamaroneck; Tarrytown with the Village of Sleepy Hollow; and Croton, Montrose, Peekskill, and Yorktown with the Town of Cortlandt.

Library Communities: Population Served Groups

Based on the 2020 census and contract populations served*, the majority of libraries in Westchester are small to medium-sized.

Library	Population Served
Ardsley	10,318
Bedford Free	4,432
Bedford Hills	6,631
Briarcliff	7,569
Bronxville	6,656
Chappaqua	16,829
Croton	9,693
Dobbs Ferry	11,541
Eastchester	20,901
Greenburgh	46,436
Harrison	28,218
Hastings	8,590
Hendrick Hudson (Montrose)	16,854
Irvington	6,652
John C. Hart (Yorktown)	47,039
Katonah	6,261
Larchmont	19,480
Lewisboro	12,265
Mamaroneck	20,151
Mount Kisco	10,959
Mount Pleasant	31,422
Mount Vernon	73,893
New Rochelle	79,726
North Castle (Armonk)	12,408
Ossining	36,973
Pelham	13,078
Port Chester	41,740
Pound Ridge	5,082
Purchase	6,008
Ruth Keeler (North Salem)	5,243
Rye	16,592
Scarsdale	18,253
Somers	21,541
The Field Library (Peekskill)	28,600
Tuckahoe	7,084
Warner (Tarrytown)	22,861
White Plains	59,559
Yonkers	211,569



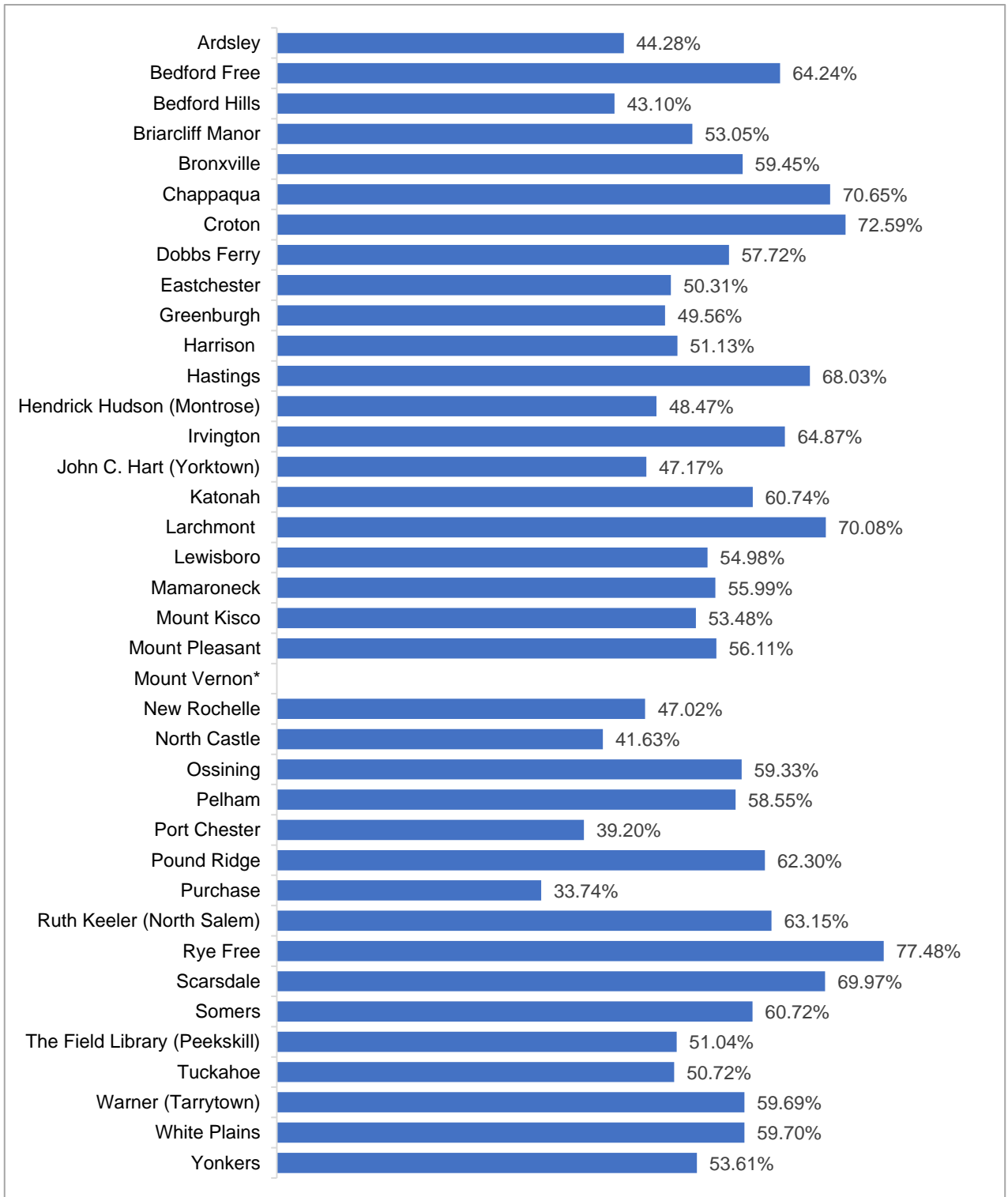
*The following libraries contract with additional service areas: Ardsley with the Village of Elmsford; Larchmont with the unincorporated Town of Mamaroneck; Tarrytown with the Village of Sleepy Hollow; and Croton, Montrose, Peekskill, and Yorktown with the Town of Cortlandt.

County Total **1,009,107**

Library Communities: Cardholders

Library	Number of Cardholders		PERCENT OF POPULATION SERVED THAT ARE CARDHOLDERS
Ardasley	4,569	1st	Rye 77.48%
Bedford Free	2,847	2nd	Croton 72.59%
Bedford Hills	2,858	3rd	Chappaqua 70.65%
Briarcliff	4,015	4th	Larchmont 70.08%
Bronxville	3,957	5th	Scarsdale 69.97%
Chappaqua	11,889	6th	Hastings 68.03%
Croton	7,036	7th	Irvington 64.87%
Dobbs Ferry	6,661	8th	Bedford Free 64.24%
Eastchester	10,516	9th	Ruth Keeler (North Salem) 63.15%
Greenburgh	23,016	10th	Pound 62.30%
Harrison	14,427	11th	Katonah 60.74%
Hastings	5,844	12th	Somers 60.72%
Hendrick Hudson (Montrose)	8,169	13th	White Plains 59.70%
Irvington	4,315	14th	Warner (Tarrytown) 59.69%
John C. Hart (Yorktown)	22,187	15th	Bronxville 59.45%
Katonah	3,803	16th	Ossining 59.33%
Larchmont	13,652	17th	Pelham 58.55%
Lewisboro	6,743	18th	Dobbs Ferry 57.72%
Mamaroneck	11,283	19th	Mount Pleasant 56.11%
Mount Kisco	5,861	20th	Mamaroneck 55.99%
Mount Pleasant	17,631	21st	Lewisboro 54.98%
Mount Vernon		22nd	Yonkers 53.61%
New Rochelle	37,490	23rd	Mount Kisco 53.48%
North Castle (Armonk)	5,165	24th	Briarcliff Manor 53.05%
Ossining	21,937	25th	Harrison 51.13%
Pelham	7,657	26th	The Field Library (Peekskill) 51.04%
Port Chester	16,360	27th	Tuckahoe 50.72%
Pound Ridge	3,166	28th	Eastchester 50.31%
Purchase	2,027	29th	Greenburgh 49.56%
Ruth Keeler (North Salem)	3,311	30th	Hendrick Hudson (Montrose) 48.47%
Rye	12,856	31st	John C. Hart (Yorktown) 47.17%
Scarsdale	12,772	32nd	New Rochelle 47.02%
Somers	13,080	33rd	Ardasley 44.28%
The Field Library (Peekskill)	14,597	34th	Bedford Hills 43.10%
Tuckahoe	3,593	35th	North Castle (Armonk) 41.63%
Warner (Tarrytown)	13,645	36th	Port Chester 39.20%
White Plains	35,559	37th	Purchase 33.74%
Yonkers	113,424	38th	Mount Vernon
County Total	507,918		County Average 50.33%

Library Communities: Cardholders as Percent of Population Served



*Mount Vernon Public Library data will be supplied at a later date.

Library Communities: Staff

Number of Paid Staff – FTE*		Percent difference	Cardholders
	Number of staff	from 2022	per staff person
Ardsley	5	-5.66%	914
Bedford Free	6	0.00%	518
Bedford Hills	6	0.00%	520
Briarcliff	6	6.20%	651
Bronxville	13	0.00%	302
Chappaqua	29	1.66%	413
Croton	12	6.17%	601
Dobbs Ferry	13	18.18%	512
Eastchester	17	37.50%	637
Greenburgh	26	-19.29%	893
Harrison	16	0.00%	902
Hastings	10	0.00%	615
Hendrick Hudson (Montrose)	12	4.47%	660
Irvington	9	0.00%	479
John C. Hart (Yorktown)	23	-4.48%	963
Katonah	12	18.09%	305
Larchmont	18	-7.14%	772
Lewisboro	7	3.09%	919
Mamaroneck	20	-4.94%	564
Mount Kisco	12	-5.00%	506
Mount Pleasant	19	3.05%	933
Mount Vernon			
New Rochelle	45	33.32%	827
North Castle (Armonk)	11	22.22%	470
Ossining	29	-2.64%	754
Pelham	9	-0.45%	861
Port Chester	18	4.84%	899
Pound Ridge	6	-8.33%	576
Purchase	3	-6.20%	789
Ruth Keeler (North Salem)	5	6.67%	609
Rye	14	-6.97%	900
Scarsdale	34	20.57%	377
Somers	13	14.36%	1040
The Field Library (Peekskill)	17	-12.71%	871
Tuckahoe	7	6.11%	505
Warner (Tarrytown)	13	8.17%	1031
White Plains	40	4.14%	883
Yonkers	104	-0.95%	1091
County Total	657	County Average 3.07%	County Average 773

Full-Time Equivalents (FTE) are based on 35 hours/week except for the following libraries: Bedford Hills (40); Eastchester (40); New Rochelle (40); Pound Ridge (37.5); Rye (36); and Yonkers (40).

Library Communities: Trustees

Boards of Trustees

ALPHABETICAL

Ardsley	7
Bedford Free	12
Bedford Hills	8
Briarcliff	9
Bronxville	9
Chappaqua	5
Croton	11
Dobbs Ferry	9
Eastchester	9
Greenburgh	9
Harrison	9
Hastings	5
Hendrick Hudson (Montrose)	11
Irvington	7
John C. Hart (Yorktown)	5
Katonah	15
Larchmont	7
Lewisboro	13
Mamaroneck	11
Mount Kisco	7
Mount Pleasant	9
Mount Vernon	
New Rochelle	7
North Castle (Armonk)	7
Ossining	7
Pelham	11
Port Chester	11
Pound Ridge	9
Purchase	8
Ruth Keeler (North Salem)	15
Rye	18
Scarsdale	9
Somers	9
The Field Library (Peekskill)	11
Tuckahoe	5
Warner (Tarrytown)	7
White Plains	9
Yonkers	7

RANK ORDER

1st	Rye	18
2nd	Katonah	15
3rd	Ruth Keeler (North Salem)	15
4th	Lewisboro	13
5th	Bedford Free	12
6th	Croton	11
7th	Hendrick Hudson (Montrose)	11
8th	Mamaroneck	11
9th	Pelham	11
10th	Port Chester	11
11th	The Field Library (Peekskill)	11
12th	Briarcliff	9
13th	Bronxville	9
14th	Dobbs Ferry	9
15th	Eastchester	9
16th	Greenburgh	9
17th	Harrison	9
18th	Mount Pleasant	9
19th	Pound Ridge	9
20th	Scarsdale	9
21st	Somers	9
22nd	White Plains	9
23rd	Bedford Hills	8
24th	Purchase	8
25th	Ardsley	7
26th	Irvington	7
27th	Larchmont	7
28th	Mount Kisco	7
29th	New Rochelle	7
30th	North Castle (Armonk)	7
31st	Ossining	7
32nd	Warner (Tarrytown)	7
33rd	Yonkers	7
34th	Chappaqua	5
35th	Hastings	5
36th	John C. Hart (Yorktown)	5
37th	Tuckahoe	5
38th	Mount Vernon	

Library Communities: Library Types

Library Type

Ardley*	PV
Bedford Free	AO
Bedford Hills	AO
Briarcliff*	PV
Bronxville*	PV
Chappaqua*	PSD
Croton	AO
Dobbs Ferry*	PV
Eastchester	PT
Greenburgh	PSLD
Harrison	PT
Hastings*	PV
Hendrick Hudson (Montrose)*	ASD
Irvington*	PV
John C. Hart (Yorktown)	PT
Katonah	AO
Larchmont*	PO
Lewisboro	AT
Mamaroneck*	PSLD
Mount Kisco*	PV
Mount Pleasant	PO
Mount Vernon	PSD
New Rochelle*	PSD
North Castle (Armonk)	PT
Ossining*	PSD
Pelham	PT
Port Chester*	AO
Pound Ridge	PSLD
Purchase	AO
Ruth Keeler (North Salem)	AT
Rye	Aci
Scarsdale*	PV
Somers	PT
The Field Library (Peekskill)	Aci
Tuckahoe*	PV
Warner (Tarrytown)*	PV
White Plains*	PCi
Yonkers	PCi

Each library is listed with the Type of Library and Area Served according to the Charter issued by New York State Library Division of Library Development.

Abbreviation	Type of Library
ACi	Association City
AO	Association Other
ASD	Association School District
AT	Association Town
AV	Association Village/CDP
PCi	Public City
PO	Public Other
PSD	Public School District
PSLD	Public Special Legislative District
PT	Public Town
PV	Public Village/CDP

Libraries reporting for fiscal years beginning in either June or July are marked with an asterisk (*). All unmarked libraries report on the calendar year.

Library Spaces & Materials: Building Size

Square Footage: All Outlets*

Square Footage: All Outlets

Ardsley	8,320
Bedford Free	6,164
Bedford Hills	3,142
Briarcliff	8,900
Bronxville	19,000
Chappaqua	26,200
Croton	12,500
Dobbs Ferry	16,000
Eastchester	17,600
Greenburgh	46,000
Harrison	23,000
Hastings	11,859
Hendrick Hudson (Montrose)	17,130
Irvington	10,500
John C. Hart (Yorktown)	20,000
Katonah	17,597
Larchmont	23,245
Lewisboro	7,200
Mamaroneck	33,000
Mount Kisco	18,000
Mount Pleasant	24,865
Mount Vernon	
New Rochelle	61,875
North Castle (Armonk)	18,924
Ossining	48,000
Pelham	6,500
Port Chester	18,700
Pound Ridge	7,200
Purchase	1,400
Ruth Keeler (North Salem)	6,500
Rye	21,900
Scarsdale	25,000
Somers	14,847
The Field Library (Peekskill)	16,000
Tuckahoe	6,148
Warner (Tarrytown)	22,000
White Plains	82,000
Yonkers	130,290

Square Footage Per Cardholder

Ardsley	1.82
Bedford Free	2.17
Bedford Hills	1.10
Briarcliff	2.22
Bronxville	4.80
Chappaqua	2.20
Croton	1.78
Dobbs Ferry	2.40
Eastchester	1.67
Greenburgh	2.00
Harrison	1.59
Hastings	2.03
Hendrick Hudson (Montrose)	2.10
Irvington	2.43
John C. Hart (Yorktown)	0.90
Katonah	4.63
Larchmont	1.70
Lewisboro	1.07
Mamaroneck	2.92
Mount Kisco	3.07
Mount Pleasant	1.41
Mount Vernon	
New Rochelle	1.65
North Castle (Armonk)	3.66
Ossining	2.19
Pelham	0.85
Port Chester	1.14
Pound Ridge	2.27
Purchase	0.69
Ruth Keeler (North Salem)	1.96
Rye	1.70
Scarsdale	1.96
Somers	1.14
The Field Library (Peekskill)	1.10
Tuckahoe	1.71
Warner (Tarrytown)	1.61
White Plains	2.31
Yonkers	1.15

County Total

905,506

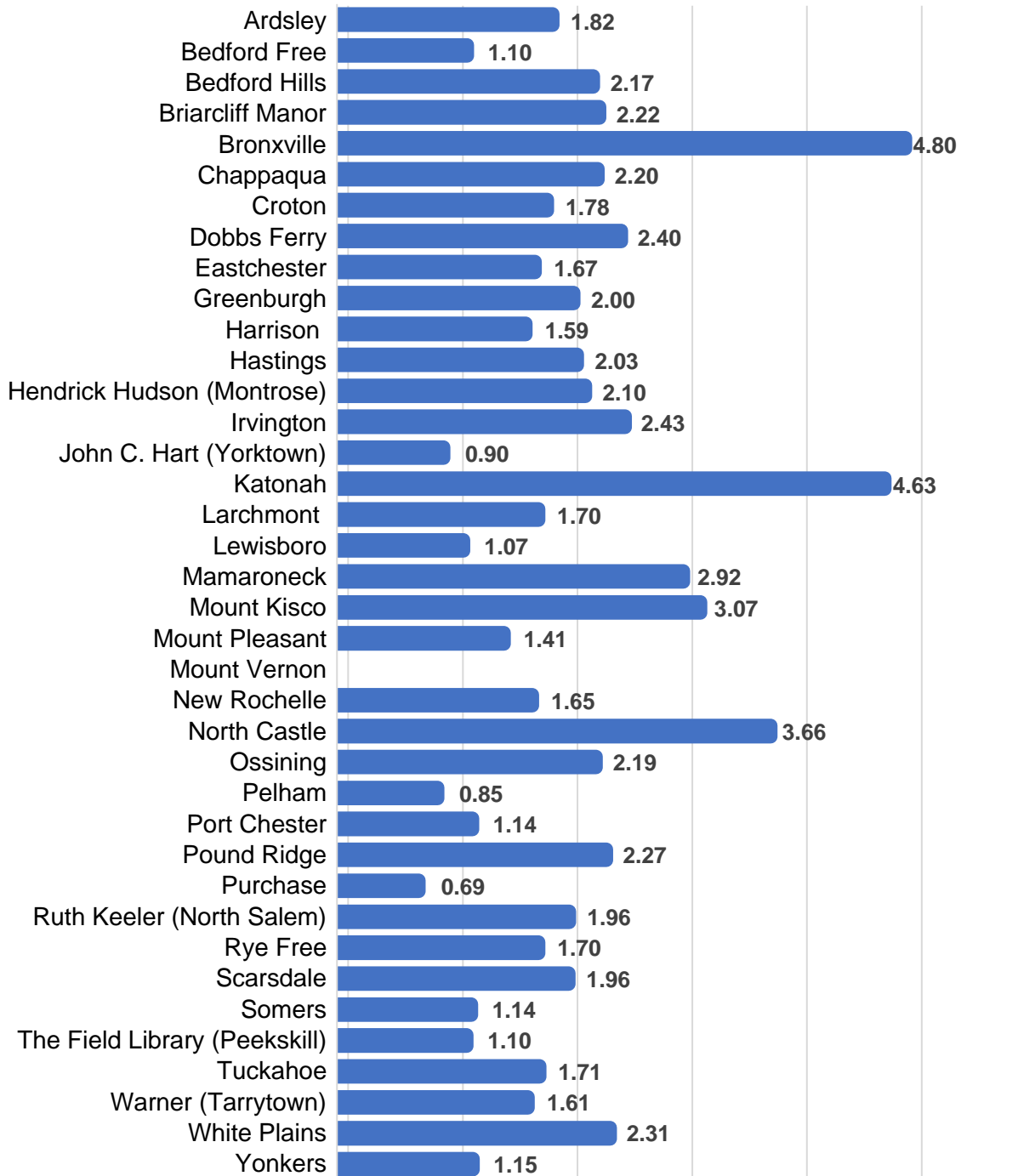
County Average

1.98

*The following libraries have branches: Harrison [West Harrison Branch 9,000 sq. ft.]; Mount Pleasant [Valhalla Branch 2,785 sq. ft.]; New Rochelle [Huguenot Children's Branch [1,875 sq. ft.]; North Castle [North White Plains Branch 1,500 sq ft]; Rye [Osborn Senior Living Community 1,019 sq. ft.]; and Yonkers Public Library [Riverfront 70,410 sq. ft.; Grinton I. Will Branch 56,980 sq. ft.; and Crestwood Branch 2,900 sq ft].

Library Spaces & Materials: Building Size

Square Feet Per Cardholder



*The following libraries have branches: Harrison [West Harrison Branch 9,000 sq. ft.]; Mount Pleasant [Valhalla Branch 2,785 sq. ft.]; New Rochelle [Huguenot Children's Branch [1,875 sq. ft.]; North Castle [North White Plains Branch 1,500 sq ft]; Rye [Osborn Senior Living Community 1,019 sq. ft.]; and Yonkers Public Library [Riverfront 70,410 sq. ft.; Grinton I. Will Branch 56,980 sq. ft.; and Crestwood Branch 2,900 sq ft].

Library Spaces & Materials: Total Hours

Annual Total Hours Open (All Outlets)		Minimum Hours Open Per Week at Main Library	
Ardasley	930	Ardasley	40
Bedford Free	2,288	Bedford Free	44
Bedford Hills	2,288	Bedford Hills	44
Briarcliff	2,185	Briarcliff	36
Bronxville	2,536	Bronxville	40
Chappaqua	3,296	Chappaqua	60
Croton	2,788	Croton	53
Dobbs Ferry	2,108	Dobbs Ferry	50
Eastchester	2,756	Eastchester	51
Greenburgh	2,739	Greenburgh	56
Harrison	4,988	Harrison	50
Hastings	2,534	Hastings	47
Hendrick Hudson (Montrose)	3,269	Hendrick Hudson (Montrose)	65
Irvington	2,486	Irvington	50
John C. Hart (Yorktown)	2,917	John C. Hart (Yorktown)	57
Katonah	2,704	Katonah	52
Larchmont	2,882	Larchmont	54
Lewisboro	2,340	Lewisboro	45
Mamaroneck	2,600	Mamaroneck	50
Mount Kisco	2,612	Mount Kisco	51
Mount Pleasant	4,624	Mount Pleasant	54
Mount Vernon		Mount Vernon	
New Rochelle	5,380	New Rochelle	61
North Castle (Armonk)	4,888	North Castle (Armonk)	47
Ossining	2,964	Ossining	56
Pelham	2,288	Pelham	44
Port Chester	2,860	Port Chester	55
Pound Ridge	2,080	Pound Ridge	40
Purchase	2,300	Purchase	46
Ruth Keeler (North Salem)	2,184	Ruth Keeler (North Salem)	42
Rye	3,848	Rye	62
Scarsdale	3,115	Scarsdale	67
Somers	2,462	Somers	46
The Field Library (Peekskill)	3,067	The Field Library (Peekskill)	63
Tuckahoe	2,327	Tuckahoe	44
Warner (Tarrytown)	2,104	Warner (Tarrytown)	42
White Plains	3,120	White Plains	60
Yonkers	8,164	Yonkers	62
County Total	2,922	County Average	51

*The following libraries have branches: Harrison [2,792 hrs. open] has West Harrison Branch [2,196 hrs. open]; Mount Pleasant [2,752 hrs. open] has Valhalla Branch [1,872 hrs. open]; New Rochelle [3,092 hrs. open] has Huguenot Children's Branch [2,288 hrs. open]; North Castle [2,444 hrs. open] has North White Plains Branch [2,444 hrs. open]; Rye [3,224 hrs. open] has Osborne Home [624 hrs. open]; and Yonkers Riverfront [2,969 hrs. open] has Grinton I. Will Branch [2,959 hrs. open] and Crestwood Branch [2,237 hrs. open].

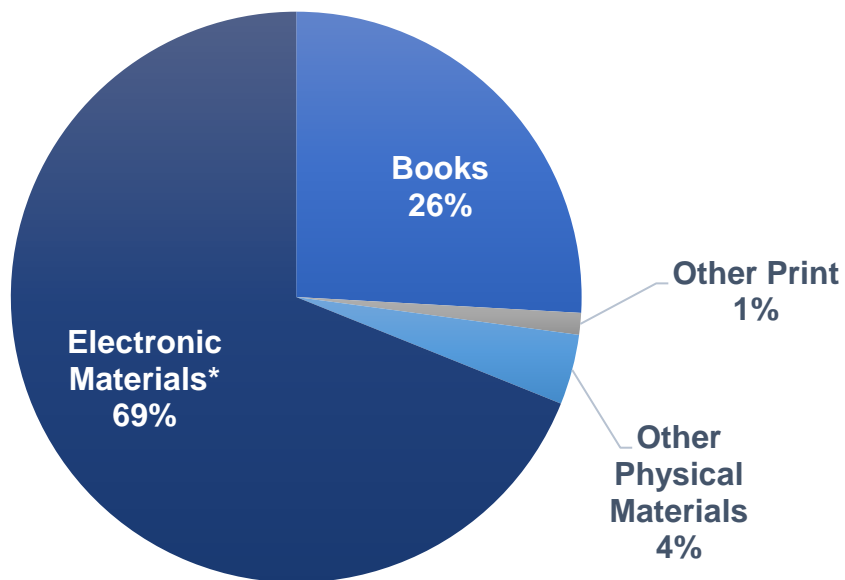
Library Spaces & Materials: Total Holdings

Includes cataloged books, other non-book materials, electronic materials, and all other materials

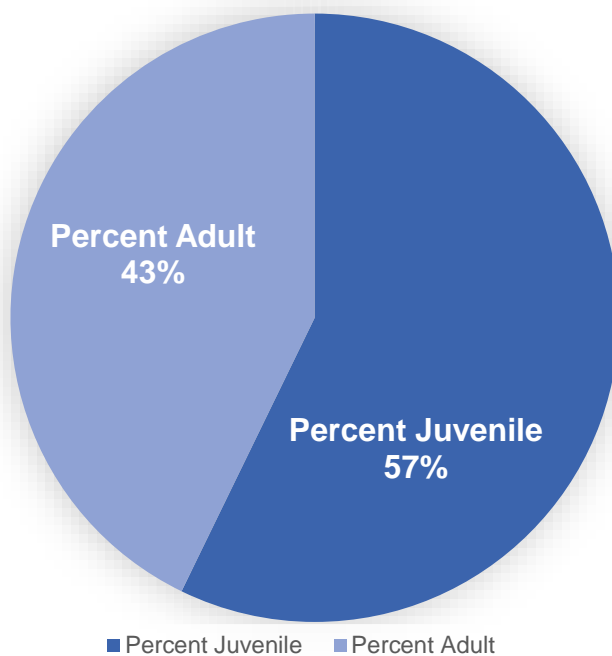
Total Holdings		Holdings Per Cardholder	
Ardsley	235,793	1st Purchase	91
Bedford Free	229,967	2nd Bedford	81
Bedford Hills	212,971	3rd Bedford Hills	75
Briarcliff	210,171	4th Pound Ridge	70
Bronxville	246,393	5th Katonah	65
Chappaqua	287,599	6th Ruth Keeler (North Salem)	64
Croton	265,599	7th Bronxville	62
Dobbs Ferry	218,087	8th Tuckahoe	59
Eastchester	258,609	9th Irvington	55
Greenburgh	304,289	10th Briarcliff Manor	52
Harrison	273,426	11th Ardsley	52
Hastings	237,704	12th North Castle (Armonk)	46
Hendrick Hudson (Montrose)	258,089	13th Mount Kisco	41
Irvington	238,166	14th Hastings	41
John C. Hart (Yorktown)	282,434	15th Croton	38
Katonah	248,636	16th Lewisboro	34
Larchmont	261,829	17th Dobbs Ferry	33
Lewisboro	228,959	18th Hendrick Hudson (Montrose)	32
Mamaroneck	262,766	19th Pelham	29
Mount Kisco	243,142	20th Eastchester	25
Mount Pleasant	276,339	21st Chappaqua	24
Mount Vernon		22nd Mamaroneck	23
New Rochelle	407,378	23rd Scarsdale	21
North Castle (Armonk)	239,423	24th Warner (Tarrytown)	19
Ossining	290,988	25th Larchmont	19
Pelham	219,119	26th Harrison	19
Port Chester	245,357	27th Somers	19
Pound Ridge	221,674	28th The Field Library (Peekskill)	18
Purchase	184,617	29th Rye	18
Ruth Keeler (North Salem)	210,904	30th Mount Pleasant	16
Rye	228,514	31st Port Chester	15
Scarsdale	274,465	32nd Ossining	13
Somers	243,850	33rd Greenburgh	13
The Field Library (Peekskill)	269,064	34th White Plains	13
Tuckahoe	213,098	35th John C. Hart (Yorktown)	13
Warner (Tarrytown)	262,827	36th New Rochelle	11
White Plains	466,245	37th Yonkers	4
Yonkers	508,051	38th Mount Vernon	
County Total	9,766,542	County Average	36

Library Spaces & Materials: Total System Holdings

Total System Collections By Material Type



Total System Book Collections By Audience



*Electronic materials measured on Jan-Dec fiscal year.

Library Spaces & Materials: Total Holdings Ranked By Libraries With Similar Population Served

Includes cataloged books, other non-book materials, electronic materials, and all other materials

2,500-4,999	Holdings
Bedford Free	229,967

5,000-14,999	Holdings
Croton	265,599
Katonah	248,636
Bronxville	246,393
Mount Kisco	243,142
North Castle (Armonk)	239,423
Irvington	238,166
Hastings	237,704
Ardsley	235,793
Lewisboro	228,959
Pound Ridge	221,674
Pelham	219,119
Dobbs Ferry	218,087
Tuckahoe	213,098
Bedford Hills	212,971
Ruth Keeler (North Salem)	210,904
Briarcliff Manor	210,171
Purchase	184,617

15,000-24,999	Holdings
Chappaqua	287,599
Scarsdale	274,465
Warner (Tarrytown)	262,827
Mamaroneck	262,766
Larchmont	261,829
Eastchester	258,609
Hendrick Hudson (Montrose)	258,089
Somers	243,850
Rye	228,514

25,000-99,999	Holdings
White Plains	466,245
New Rochelle	407,378
Greenburgh	304,289
Ossining	290,988
John C. Hart (Yorktown)	282,434
Mount Pleasant	276,339
Harrison	273,426
The Field Library (Peekskill)	269,064
Port Chester	245,357
Mount Vernon	

100,000+	Holdings
Yonkers	508,051

Library Spaces & Materials: Books

Library	2023	2022	Percent Difference From 2022
Ardsley	54,252	54,600	-0.64%
Bedford Free	43,934	43,233	1.60%
Bedford Hills	27,427	32,662	-19.09%
Briarcliff	31,473	32,538	-3.38%
Bronxville	65,166	63,886	1.96%
Chappaqua	91,999	92,363	-0.40%
Croton	72,493	71,254	1.71%
Dobbs Ferry	37,539	38,329	-2.10%
Eastchester	65,570	68,002	-3.71%
Greenburgh	91,026	94,305	-3.60%
Harrison	76,556	77,052	-0.65%
Hastings	54,425	54,875	-0.83%
Hendrick Hudson (Montrose)	71,056	68,358	3.80%
Irvington	55,243	54,003	2.24%
John C. Hart (Yorktown)	66,148	71,031	-7.38%
Katonah	58,632	58,470	0.28%
Larchmont	64,589	66,965	-3.68%
Lewisboro	37,400	36,679	1.93%
Mamaroneck	76,105	72,905	4.20%
Mount Kisco	61,357	66,061	-7.67%
Mount Pleasant	64,978	70,146	-7.95%
Mount Vernon			
New Rochelle	179,988	189,607	-5.34%
North Castle (Armonk)	49,446	48,426	2.06%
Ossining	98,827	99,409	-0.59%
Pelham	33,429	32,181	3.73%
Port Chester	59,284	60,872	-2.68%
Pound Ridge	30,583	29,587	3.26%
Purchase	6,346	5,953	6.19%
Ruth Keeler (North Salem)	31,666	33,827	-6.82%
Rye	37,920	38,191	-0.71%
Scarsdale	81,733	75,188	8.01%
Somers	53,439	55,451	-3.77%
The Field Library (Peekskill)	74,263	72,444	2.45%
Tuckahoe	35,514	42,863	-20.69%
Warner (Tarrytown)	72,508	73,933	-1.97%
White Plains	188,396	189,833	-0.76%
Yonkers	220,643	220,994	-0.16%
County Total	2,521,353	2,556,476	County Average-1.61%

Library Spaces & Materials: Book Additions

Additions to Book Stock and Additions as a Percentage of Change to Book Stock

Library	Books Added	% Increase
Ardsley	1,452	-0.64%
Bedford Free	1,209	1.60%
Bedford Hills	1,987	-19.09%
Briarcliff	1,341	-3.38%
Bronxville	4,006	1.96%
Chappaqua	4,807	-0.40%
Croton	3,271	1.71%
Dobbs Ferry	2,815	-2.10%
Eastchester	3,773	-3.71%
Greenburgh	7,218	-3.60%
Harrison	5,722	-0.65%
Hastings	1,813	-0.83%
Hendrick Hudson (Montrose)	4,350	3.80%
Irvington	3,533	2.24%
John C. Hart (Yorktown)	6,835	-7.38%
Katonah	2,921	0.28%
Larchmont	4,734	-3.68%
Lewisboro	1,426	1.93%
Mamaroneck	4,999	4.20%
Mount Kisco	4,250	-7.67%
Mount Pleasant	6,474	-7.95%
Mount Vernon		
New Rochelle	12,516	-5.34%
North Castle (Armonk)	4,531	2.06%
Ossining	6,958	-0.59%
Pelham	1,506	3.73%
Port Chester	4,110	-2.68%
Pound Ridge	1,661	3.26%
Purchase	735	6.19%
Ruth Keeler (North Salem)	731	-6.82%
Rye	6,382	-0.71%
Scarsdale	11,689	8.01%
Somers	2,903	-3.77%
The Field Library (Peekskill)	4,420	2.45%
Tuckahoe	1,657	-20.69%
Warner (Tarrytown)	3,697	-1.97%
White Plains	11,402	-0.76%
Yonkers	24,499	-0.16%
Total County	178,333	County Average -1.61%

Library Spaces & Materials: Book Decrease

Percentage of Book Stock Withdrawn

Alphabetical

Ardsley	3.30%
Bedford Free	1.18%
Bedford Hills	22.11%
Briarcliff	7.39%
Bronxville	4.27%
Chappaqua	5.60%
Croton	2.85%
Dobbs Ferry	9.41%
Eastchester	9.12%
Greenburgh	11.13%
Harrison	8.07%
Hastings	4.12%
Hendrick Hudson (Montrose)	2.42%
Irvington	4.25%
John C. Hart (Yorktown)	16.50%
Katonah	4.72%
Larchmont	10.62%
Lewisboro	1.92%
Mamaroneck	2.47%
Mount Kisco	13.55%
Mount Pleasant	16.60%
Mount Vernon	
New Rochelle	11.67%
North Castle (Armonk)	7.25%
Ossining	7.58%
Pelham	0.80%
Port Chester	9.36%
Pound Ridge	2.25%
Purchase	5.75%
Ruth Keeler (North Salem)	8.55%
Rye	17.42%
Scarsdale	6.84%
Somers	8.86%
The Field Library (Peekskill)	3.59%
Tuckahoe	21.01%
Warner (Tarrytown)	6.93%
White Plains	6.76%
Yonkers	11.24%

Rank Order

1st	Bedford Hills	22.11%
2nd	Tuckahoe	21.01%
3rd	Rye	17.42%
4th	Mount Pleasant	16.60%
5th	John C. Hart (Yorktown)	16.50%
6th	Mount Kisco	13.55%
7th	New Rochelle	11.67%
8th	Yonkers	11.24%
9th	Greenburgh	11.13%
10th	Larchmont	10.62%
11th	Dobbs Ferry	9.41%
12th	Port Chester	9.36%
13th	Eastchester	9.12%
14th	Somers	8.86%
15th	Ruth Keeler (North Salem)	8.55%
16th	Harrison	8.07%
17th	Ossining	7.58%
18th	Briarcliff	7.39%
19th	North Castle (Armonk)	7.25%
20th	Warner (Tarrytown)	6.93%
21st	Scarsdale	6.84%
22nd	White Plains	6.76%
23rd	Purchase	5.75%
24th	Chappaqua	5.60%
25th	Katonah	4.72%
26th	Bronxville	4.27%
27th	Irvington	4.25%
28th	Hastings	4.12%
29th	The Field Library (Peekskill)	3.59%
30th	Ardsley	3.30%
31st	Croton	2.85%
32nd	Mamaroneck	2.47%
33rd	Hendrick Hudson (Montrose)	2.42%
34th	Pound Ridge	2.25%
35th	Lewisboro	1.92%
36th	Bedford Free	1.18%
37th	Pelham	0.80%
38th	Mount Vernon	

County Average 8.35%

Library Spaces & Materials: Adult Books

Adult Book Holdings and Rank of Libraries by Population Served Including Contract Areas

Alphabetical

Ardley	28,825
Bedford Free	27,841
Bedford Hills	12,477
Briarcliff	17,372
Bronxville	40,685
Chappaqua	52,731
Croton	46,790
Dobbs Ferry	20,712
Eastchester	38,838
Greenburgh	46,177
Harrison	42,660
Hastings	30,652
Hendrick Hudson (Montrose)	37,853
Irvington	34,138
John C. Hart (Yorktown)	38,363
Katonah	33,741
Larchmont	39,070
Lewisboro	23,195
Mamaroneck	43,542
Mount Kisco	37,471
Mount Pleasant	38,373
Mount Vernon	
New Rochelle	119,657
North Castle (Armonk)	21,494
Ossining	57,031
Pelham	20,056
Port Chester	35,101
Pound Ridge	18,122
Purchase	2,904
Ruth Keeler (North Salem)	19,027
Rye	22,400
Scarsdale	42,154
Somers	29,779
The Field Library (Peekskill)	50,159
Tuckahoe	22,864
Warner (Tarrytown)	40,619
White Plains	119,323
Yonkers	137,254
County Total	1,489,450

Rank Within Population Served Groups

2,500-4,999

Bedford Free	27,841
--------------	--------

5,000-14,999

Croton	46,790
Bronxville	40,685
Mount Kisco	36,471
Irvington	34,138
Katonah	33,741
Hastings	30,652
Ardley	28,825
Lewisboro	23,195
Tuckahoe	22,864
North Castle (Armonk)	21,494
Dobbs Ferry	20,712
Pelham	20,056
Ruth Keeler (North Salem)	19,027
Pound Ridge	18,122
Briarcliff Manor	17,372
Bedford Hills	12,477
Purchase	2,904

15,000-24,999

Chappaqua	52,731
Mamaroneck	43,542
Scarsdale	42,154
Warner Library (Tarrytown)	40,619
Larchmont	39,070
Eastchester	38,838
Hendrick Hudson (Montrose)	37,853
Somers	29,779
Rye	22,400

25,000-99,999

New Rochelle	119,657
White Plains	119,323
Ossining	57,031
The Field Library (Peekskill)	50,159
Greenburgh	46,177
Harrison	42,660
Mount Pleasant	38,373
John C. Hart (Yorktown)	38,363
Port Chester	35,101
Mount Vernon	

100,000+

Yonkers	137,254
---------	---------

Library Spaces & Materials: Juvenile Books

Juvenile Book Collections and Rank of Libraries by Population Served Including Contract Areas

Alphabetical

Ardsley	25,427
Bedford Free	16,093
Bedford Hills	14,950
Briarcliff	14,101
Bronxville	24,481
Chappaqua	39,268
Croton	25,703
Dobbs Ferry	16,827
Eastchester	26,732
Greenburgh	44,849
Harrison	33,896
Hastings	23,773
Hendrick Hudson (Montrose)	33,203
Irvington	21,105
John C. Hart (Yorktown)	27,785
Katonah	24,891
Larchmont	25,519
Lewisboro	14,205
Mamaroneck	32,563
Mount Kisco	23,886
Mount Pleasant	26,605
Mount Vernon	
New Rochelle	60,331
North Castle (Armonk)	27,952
Ossining	41,796
Pelham	13,373
Port Chester	24,183
Pound Ridge	12,461
Purchase	3,442
Ruth Keeler	12,639
Rye	15,520
Scarsdale	39,579
Somers	23,660
The Field Library	24,104
Tuckahoe	12,650
Warner (Tarrytown)	31,889
White Plains	69,073
Yonkers Public Library	83,389

County Total 1,031,903

Rank Within Population Served Groups

2,500-4,999	
Bedford Free	16093

5,000-14,999	
North Castle (Armonk)	27,952
Croton	25,703
Ardsley	25,427
Katonah	24,891
Bronxville	24,481
Mount Kisco	23,886
Hastings	23,773
Irvington	21,105
Dobbs Ferry	16,827
Bedford Hills	14,950
Lewisboro	14,205
Briarcliff	14,101
Pelham	13,373
Tuckahoe	12,650
Ruth Keeler	12,639
Pound Ridge	12,461
Purchase	3,442

15,000-24,999	
Scarsdale	39,579
Chappaqua	39,268
Hendrick Hudson (Montrose)	33,203
Mamaroneck	32,563
Warner (Tarrytown)	31,889
Eastchester	26,732
Larchmont	25,519
Somers	23,660
Rye	15,520

25,000-99,999	
White Plains	69,073
New Rochelle	60,331
Greenburgh	44,849
Ossining	41,796
Harrison	33,896
John C. Hart (Yorktown)	27,785
Mount Pleasant	26,605
Port Chester	24,183
The Field Library	24,104
Mount Vernon	

100,000+	
Yonkers Public Library	83,389

Library Spaces & Materials: Juvenile Book Collection Size

Percentage of Book Collections Which is Juvenile

Alphabetical

Ardsley	53.13%
Bedford Free	63.37%
Bedford Hills	45.49%
Briarcliff	55.20%
Bronxville	62.43%
Chappaqua	57.32%
Croton	64.54%
Dobbs Ferry	55.17%
Eastchester	59.23%
Greenburgh	50.73%
Harrison	55.72%
Hastings	56.32%
Hendrick Hudson (Montrose)	53.27%
Irvington	61.80%
John C. Hart (Yorktown)	58.00%
Katonah	57.55%
Larchmont	60.49%
Lewisboro	62.02%
Mamaroneck	57.21%
Mount Kisco	61.07%
Mount Pleasant	59.06%
Mount Vernon	
New Rochelle	66.48%
North Castle (Armonk)	43.47%
Ossining	57.71%
Pelham	60.00%
Port Chester	59.21%
Pound Ridge	59.26%
Purchase	45.76%
Ruth Keeler (North Salem)	60.09%
Rye	59.07%
Scarsdale	51.58%
Somers	55.73%
The Field Library (Peekskill)	67.54%
Tuckahoe	64.38%
Warner (Tarrytown)	56.02%
White Plains	63.34%
Yonkers	62.21%

Rank Order

1st	The Field Library (Peekskill)	67.54%
2nd	New Rochelle	66.48%
3rd	Croton	64.54%
4th	Tuckahoe	64.38%
5th	Bedford Free	63.37%
6th	White Plains	63.34%
7th	Bronxville	62.43%
8th	Yonkers	62.21%
9th	Lewisboro	62.02%
10th	Irvington	61.80%
11th	Mount Kisco	61.07%
12th	Larchmont	60.49%
13th	Ruth Keeler (North Salem)	60.09%
14th	Pelham	60.00%
15th	Pound Ridge	59.26%
16th	Eastchester	59.23%
17th	Port Chester	59.21%
18th	Rye	59.07%
19th	Mount Pleasant	59.06%
20th	John C. Hart (Yorktown)	58.00%
21st	Ossining	57.71%
22nd	Katonah	57.55%
23rd	Chappaqua	57.32%
24th	Mamaroneck	57.21%
25th	Hastings	56.32%
26th	Warner (Tarrytown)	56.02%
27th	Somers	55.73%
28th	Harrison	55.72%
29th	Briarcliff	55.20%
30th	Dobbs Ferry	55.17%
31st	Hendrick Hudson (Montrose)	53.27%
32nd	Ardsley	53.13%
33rd	Scarsdale	51.58%
34th	Greenburgh	50.73%
35th	Purchase	45.76%
36th	Bedford Hills	45.49%
37th	North Castle (Armonk)	43.47%
38th	Mount Vernon	

County Average **56.34%**

Library Spaces & Materials: Non-Book

Non-book Print

(includes uncataloged books, magazines, periodicals, and other non-book print materials)

Alphabetical

Ardsley	1,762
Bedford Free	872
Bedford Hills	366
Briarcliff	1,005
Bronxville	877
Chappaqua	1,745
Croton	951
Dobbs Ferry	1,368
Eastchester	627
Greenburgh	3,036
Harrison	1,055
Hastings	968
Hendrick Hudson (Montrose)	52
Irvington	887
John C. Hart (Yorktown)	2,815
Katonah	1,397
Larchmont	899
Lewisboro	574
Mamaroneck	672
Mount Kisco	548
Mount Pleasant	1,811
Mount Vernon	
New Rochelle	3,469
North Castle (Armonk)	778
Ossining	414
Pelham	597
Port Chester	15
Pound Ridge	1,730
Purchase	131
Ruth Keeler (North Salem)	498
Rye	462
Scarsdale	3,965
Somers	1,139
The Field Library (Peekskill)	1,153
Tuckahoe	502
Warner (Tarrytown)	1,842
White Plains	75,560
Yonkers	2,813

County Total **119,355**

Other Physical Materials

(includes CDs, DVDs, VHS tapes and microform, film, filmstrips, etc.)

Alphabetical

Ardsley	8,605
Bedford Free	6,032
Bedford Hills	2,503
Briarcliff	6,200
Bronxville	8,875
Chappaqua	15,934
Croton	10,548
Dobbs Ferry	6,374
Eastchester	7,190
Greenburgh	18,488
Harrison	12,678
Hastings	8,014
Hendrick Hudson (Montrose)	12,558
Irvington	6,651
John C. Hart (Yorktown)	13,048
Katonah	5,773
Larchmont	10,045
Lewisboro	8,083
Mamaroneck	11,749
Mount Kisco	5,799
Mount Pleasant	14,212
Mount Vernon	
New Rochelle	20,280
North Castle (Armonk)	10,672
Ossining	9,507
Pelham	4,364
Port Chester	4,539
Pound Ridge	7,203
Purchase	1,589
Ruth Keeler (North Salem)	2,401
Rye	3,468
Scarsdale	3,110
Somers	8,870
The Field Library (Peekskill)	10,444
Tuckahoe	4,438
Warner (Tarrytown)	11,117
White Plains	21,156
Yonkers	64,769

County Total **387,286**

Library Spaces & Materials: Percent of Non-Book Materials

Alphabetical

Ardsley	76.23%
Bedford Free	80.51%
Bedford Hills	86.94%
Briarcliff	84.54%
Bronxville	73.19%
Chappaqua	67.39%
Croton	72.34%
Dobbs Ferry	82.17%
Eastchester	74.39%
Greenburgh	69.87%
Harrison	71.61%
Hastings	76.74%
Hendrick Hudson (Montrose)	72.44%
Irvington	76.43%
John C. Hart (Yorktown)	75.57%
Katonah	75.86%
Larchmont	74.95%
Lewisboro	83.40%
Mamaroneck	70.77%
Mount Kisco	74.53%
Mount Pleasant	75.89%
Mount Vernon	
New Rochelle	54.97%
North Castle (Armonk)	79.03%
Ossining	65.97%
Pelham	84.46%
Port Chester	75.82%
Pound Ridge	85.41%
Purchase	96.48%
Ruth Keeler (North Salem)	84.85%
Rye	83.19%
Scarsdale	68.77%
Somers	77.61%
The Field Library (Peekskill)	71.96%
Tuckahoe	83.12%
Warner (Tarrytown)	71.78%
White Plains	59.14%
Yonkers	56.01%

Rank Order

1st	Purchase	96.48%
2nd	Bedford Hills	86.94%
3rd	Pound Ridge	85.41%
4th	Ruth Keeler (North Salem)	84.85%
5th	Briarcliff	84.54%
6th	Pelham	84.46%
7th	Lewisboro	83.40%
8th	Rye	83.19%
9th	Tuckahoe	83.12%
10th	Dobbs Ferry	82.17%
11th	Bedford Free	80.51%
12th	North Castle (Armonk)	79.03%
13th	Somers	77.61%
14th	Hastings	76.74%
15th	Irvington	76.43%
16th	Ardsley	76.23%
17th	Mount Pleasant	75.89%
18th	Katonah	75.86%
19th	Port Chester	75.82%
20th	John C. Hart (Yorktown)	75.57%
21st	Larchmont	74.95%
22nd	Mount Kisco	74.53%
23rd	Eastchester	74.39%
24th	Bronxville	73.19%
25th	Hendrick Hudson (Montrose)	72.44%
26th	Croton	72.34%
27th	The Field Library (Peekskill)	71.96%
28th	Warner (Tarrytown)	71.78%
29th	Harrison	71.61%
30th	Mamaroneck	70.77%
31st	Greenburgh	69.87%
32nd	Scarsdale	68.77%
33rd	Chappaqua	67.39%
34th	Ossining	65.97%
35th	White Plains	59.14%
36th	Yonkers	56.01%
37th	New Rochelle	54.97%
38th	Mount Vernon	

County Average 73.74%

Library Spaces & Materials: Electronic Materials

Electronic Materials

(includes ebooks, downloadable audio and video, and other digital formats)

Library

Ardsley	171,174
Bedford Free	179,129
Bedford Hills	182,675
Briarcliff	171,493
Bronxville	171,475
Chappaqua	177,921
Croton	181,607
Dobbs Ferry	172,806
Eastchester	185,222
Greenburgh	191,739
Harrison	183,137
Hastings	174,297
Hendrick Hudson (Montrose)	174,423
Irvington	175,385
John C. Hart (Yorktown)	200,423
Katonah	182,834
Larchmont	186,296
Lewisboro	182,902
Mamaroneck	174,240
Mount Kisco	175,438
Mount Pleasant	195,338
Mount Vernon	
New Rochelle	203,641
North Castle (Armonk)	178,527
Ossining	182,240
Pelham	180,729
Port Chester	181,519
Pound Ridge	182,158
Purchase	176,551
Ruth Keeler (North Salem)	176,339
Rye	186,664
Scarsdale	185,657
Somers	180,402
The Field Library (Peekskill)	183,204
Tuckahoe	172,644
Warner (Tarrytown)	177,360
White Plains	181,133
Yonkers	219,826

Electronic Databases

(includes resources provided by NOVELny, WLS consortium, and individual libraries)

Library

Ardsley	23
Bedford Free	23
Bedford Hills	23
Briarcliff	23
Bronxville	23
Chappaqua	30
Croton	24
Dobbs Ferry	23
Eastchester	45
Greenburgh	31
Harrison	24
Hastings	23
Hendrick Hudson (Montrose)	23
Irvington	23
John C. Hart (Yorktown)	26
Katonah	23
Larchmont	26
Lewisboro	23
Mamaroneck	23
Mount Kisco	23
Mount Pleasant	30
Mount Vernon	
New Rochelle	29
North Castle (Armonk)	23
Ossining	27
Pelham	30
Port Chester	23
Pound Ridge	23
Purchase	23
Ruth Keeler (North Salem)	23
Rye	23
Scarsdale	30
Somers	23
The Field Library (Peekskill)	23
Tuckahoe	23
Warner (Tarrytown)	23
White Plains	31
Yonkers	40

County Total

6,738,548

County Average

25

Library Spaces & Materials: Public Internet

Public Use Internet Terminals and Percent Change From Previous Year

Library		Percent Change From 2022	
Ardsley	8	Ardsley	13%
Bedford Free	3	Bedford Free	0%
Bedford Hills	2	Bedford Hills	-50%
Briarcliff	4	Briarcliff	-50%
Bronxville	6	Bronxville	-17%
Chappaqua	14	Chappaqua	-36%
Croton	10	Croton	0%
Dobbs Ferry	7	Dobbs Ferry	0%
Eastchester	6	Eastchester	-17%
Greenburgh	34	Greenburgh	-3%
Harrison	12	Harrison	25%
Hastings	8	Hastings	0%
Hendrick Hudson (Montrose)	5	Hendrick Hudson (Montrose)	0%
Irvington	5	Irvington	0%
John C. Hart (Yorktown)	8	John C. Hart (Yorktown)	-13%
Katonah	7	Katonah	43%
Larchmont	10	Larchmont	10%
Lewisboro	4	Lewisboro	0%
Mamaroneck	14	Mamaroneck	0%
Mount Kisco	9	Mount Kisco	0%
Mount Pleasant	6	Mount Pleasant	-33%
Mount Vernon		Mount Vernon	0%
New Rochelle	75	New Rochelle	-1%
North Castle (Armonk)	8	North Castle (Armonk)	0%
Ossining	84	Ossining	35%
Pelham	5	Pelham	20%
Port Chester	15	Port Chester	0%
Pound Ridge	2	Pound Ridge	0%
Purchase	2	Purchase	0%
Ruth Keeler (North Salem)	2	Ruth Keeler (North Salem)	0%
Rye	9	Rye	-122%
Scarsdale	11	Scarsdale	18%
Somers	4	Somers	0%
The Field Library (Peekskill)	27	The Field Library (Peekskill)	0%
Tuckahoe	6	Tuckahoe	-17%
Warner (Tarrytown)	25	Warner (Tarrytown)	0%
White Plains	46	White Plains	0%
Yonkers	114	Yonkers	-35%
County Total	617	County Average	-6%

Library Activity: Visits

Library	Number of Visits	Visits Per Cardholder	Rank Within Population Served Groups	
			2,500-4,999	
Ardasley	55,421	12	Bedford Free	20,385
Bedford Free	20,385	7	5,000-14,999	
Bedford Hills	12,317	4	Croton	187,804
Briarcliff	20,648	5	Bronxville	138,694
Bronxville	138,694	35	North Castle (Armonk)	92,819
Chappaqua	111,611	9	Katonah	80,169
Croton	187,804	27	Lewisboro	64,523
Dobbs Ferry	20,473	3	Pelham	59,167
Eastchester	79,768	8	Ardasley	55,421
Greenburgh	187,317	8	Irvington	55,284
Harrison	145,250	10	Hastings	47,750
Hastings	47,750	8	Mount Kisco	41,789
Hendrick Hudson (Montrose)	73,096	9	Tuckahoe	34,142
Irvington	55,284	13	Briarcliff Manor	20,648
John C. Hart (Yorktown)	133,791	6	Dobbs Ferry	20,473
Katonah	80,169	21	Ruth Keeler (North Salem)	16,907
Larchmont	149,488	11	Bedford Hills	12,317
Lewisboro	64,523	10	Purchase	7,316
Mamaroneck	81,204	7	Pound Ridge	6,425
Mount Kisco	41,789	7	15,000-24,999	
Mount Pleasant	124,419	7	Scarsdale	219,000
Mount Vernon			Somers	154,176
New Rochelle	750,215	20	Rye	152,512
North Castle (Armonk)	92,819	18	Larchmont	149,488
Ossining	197,306	9	Warner Library (Tarrytown)	117,207
Pelham	59,167	8	Chappaqua	111,611
Port Chester	138,290	8	Mamaroneck	81,204
Pound Ridge	6,425	2	Eastchester	79,768
Purchase	7,316	4	Hendrick Hudson (Montrose)	73,096
Ruth Keeler (North Salem)	16,907	5	25,000-99,999	
Rye	152,512	12	New Rochelle	750,215
Scarsdale	219,000	17	White Plains	244,841
Somers	154,176	12	Ossining	197,306
The Field Library (Peekskill)	140,097	10	Greenburgh	187,317
Tuckahoe	34,142	10	Harrison	145,250
Warner (Tarrytown)	117,207	9	The Field Library (Peekskill)	140,097
White Plains	244,841	7	Port Chester	138,290
Yonkers	499,384	4	John C. Hart (Yorktown)	133,791
			Mount Pleasant	124,419
			Mount Vernon	
			100,000+	
			Yonkers	499,384
County Total	4,661,005	County Average 9		

Library Activity: Total Circulation

Total Circulation of Materials and Rank of Libraries by Population Served Including Contract Areas

Library	Total Circulation	Rank Within Population Served Groups	
		2,500-4,999	
Ardsley	87,059	Bedford Free	52,401
Bedford Free	52,401	5,000-14,999	
Bedford Hills	45,831	Croton	148,419
Briarcliff	78,919	Bronxville	139,539
Bronxville	139,539	Katonah	107,165
Chappaqua	270,117	Hastings	103,201
Croton	148,419	Pelham	98,559
Dobbs Ferry	63,450	Irvington	98,387
Eastchester	148,912	North Castle (Armonk)	93,808
Greenburgh	361,139	Lewisboro	92,697
Harrison	224,610	Ardsley	87,059
Hastings	103,201	Briarcliff Manor	78,919
Hendrick Hudson (Montrose)	128,524	Mount Kisco	71,548
Irvington	98,387	Dobbs Ferry	63,450
John C. Hart (Yorktown)	354,206	Bedford Hills	45,831
Katonah	107,165	Tuckahoe	44,184
Larchmont	268,236	Pound Ridge	42,565
Lewisboro	92,697	Ruth Keeler (North Salem)	33,837
Mamaroneck	135,676	Purchase	17,650
Mount Kisco	71,548	15,000-24,999	
Mount Pleasant	342,285	Scarsdale	351,250
Mount Vernon		Chappaqua	270,117
New Rochelle	285,349	Larchmont	268,236
North Castle (Armonk)	93,808	Eastchester	148,912
Ossining	207,516	Rye	141,538
Pelham	98,559	Warner Library (Tarrytown)	137,114
Port Chester	119,751	Mamaroneck	135,676
Pound Ridge	42,565	Hendrick Hudson (Montrose)	128,524
Purchase	17,650	Somers	98,403
Ruth Keeler (North Salem)	33,837	25,000-99,999	
Rye	141,538	White Plains	403,560
Scarsdale	351,250	Greenburgh	361,139
Somers	98,403	John C. Hart (Yorktown)	354,206
The Field Library (Peekskill)	102,043	Mount Pleasant	342,285
Tuckahoe	44,184	New Rochelle	285,349
Warner (Tarrytown)	137,114	Harrison	224,610
White Plains	403,560	Ossining	207,516
Yonkers	539,673	Port Chester	119,751
County Total	6,039,121	The Field Library (Peekskill)	102,043
		Mount Vernon	
		100,000+	
		Yonkers	539,673

Library Activity: Circulation Change From 2022

2023 to 2022 Comparison

Library		Rank Order		
Ardsley	-6.40%	1st	New Rochelle	36.60%
Bedford Free	5.80%	2nd	Port Chester	21.14%
Bedford Hills	-2.33%	3rd	Mount Pleasant	20.81%
Briarcliff	5.08%	4th	Ossining	17.08%
Bronxville	2.43%	5th	Chappaqua	16.44%
Chappaqua	16.44%	6th	Tuckahoe	15.77%
Croton	7.51%	7th	John C. Hart (Yorktown)	14.97%
Dobbs Ferry	5.83%	8th	Pound Ridge	13.11%
Eastchester	4.48%	9th	The Field Library (Peekskill)	12.46%
Greenburgh	11.58%	10th	North Castle (Armonk)	11.84%
Harrison	9.18%	11th	Greenburgh	11.58%
Hastings	10.74%	12th	Yonkers	10.91%
Hendrick Hudson (Montrose)	0.39%	13th	White Plains	10.74%
Irvington	7.89%	14th	Hastings	10.74%
John C. Hart (Yorktown)	14.97%	15th	Ruth Keeler (North Salem)	9.55%
Katonah	5.04%	16th	Lewisboro	9.46%
Larchmont	3.15%	17th	Harrison	9.18%
Lewisboro	9.46%	18th	Irvington	7.89%
Mamaroneck	-37.10%	19th	Croton	7.51%
Mount Kisco	1.57%	20th	Rye	6.32%
Mount Pleasant	20.81%	21st	Dobbs Ferry	5.83%
Mount Vernon		22nd	Bedford Free	5.80%
New Rochelle	36.60%	23rd	Warner (Tarrytown)	5.14%
North Castle (Armonk)	11.84%	24th	Briarcliff	5.08%
Ossining	17.08%	25th	Pelham	5.05%
Pelham	5.05%	26th	Katonah	5.04%
Port Chester	21.14%	27th	Eastchester	4.48%
Pound Ridge	13.11%	28th	Larchmont	3.15%
Purchase	-9.59%	29th	Bronxville	2.43%
Ruth Keeler (North Salem)	9.55%	30th	Mount Kisco	1.57%
Rye	6.32%	31st	Hendrick Hudson (Montrose)	0.39%
Scarsdale	-2.19%	32nd	Scarsdale	-2.19%
Somers	-23.36%	33rd	Bedford Hills	-2.33%
The Field Library (Peekskill)	12.46%	34th	Ardsley	-6.40%
Tuckahoe	15.77%	35th	Purchase	-9.59%
Warner (Tarrytown)	5.14%	36th	Somers	-23.36%
White Plains	10.74%	37th	Mamaroneck	-37.10%
Yonkers	10.91%	38th	Mount Vernon	
County Average	9.02%			

Library Activity: Circulation Change From 2020

2023 to 2020 Comparison

Alphabetical

Ardsley	0.86%
Bedford Free	9.68%
Bedford Hills	34.14%
Briarcliff	25.91%
Bronxville	-2.46%
Chappaqua	38.67%
Croton	25.85%
Dobbs Ferry	28.13%
Eastchester	20.47%
Greenburgh	36.02%
Harrison	27.62%
Hastings	27.10%
Hendrick Hudson (Montrose)	17.38%
Irvington	48.58%
John C. Hart (Yorktown)	29.76%
Katonah	20.06%
Larchmont	35.07%
Lewisboro	26.22%
Mamaroneck	-5.02%
Mount Kisco	9.27%
Mount Pleasant	31.68%
Mount Vernon	
New Rochelle	52.16%
North Castle (Armonk)	-1.91%
Ossining	26.60%
Pelham	14.91%
Port Chester	41.75%
Pound Ridge	6.70%
Purchase	40.42%
Ruth Keeler (North Salem)	9.24%
Rye	18.34%
Scarsdale	60.60%
Somers	-4.39%
The Field Library (Peekskill)	25.48%
Tuckahoe	45.09%
Warner (Tarrytown)	11.08%
White Plains	32.02%
Yonkers	24.16%

Rank Order

1st	Scarsdale	60.60%
2nd	New Rochelle	52.16%
3rd	Irvington	48.58%
4th	Tuckahoe	45.09%
5th	Port Chester	41.75%
6th	Purchase	40.42%
7th	Chappaqua	38.67%
8th	Greenburgh	36.02%
9th	Larchmont	35.07%
10th	Bedford Hills	34.14%
11th	White Plains	32.02%
12th	Mount Pleasant	31.68%
13th	John C. Hart (Yorktown)	29.76%
14th	Dobbs Ferry	28.13%
15th	Harrison	27.62%
16th	Hastings	27.10%
17th	Ossining	26.60%
18th	Lewisboro	26.22%
19th	Briarcliff	25.91%
20th	Croton	25.85%
21st	The Field Library (Peekskill)	25.48%
22nd	Yonkers	24.16%
23rd	Eastchester	20.47%
24th	Katonah	20.06%
25th	Rye	18.34%
26th	Hendrick Hudson (Montrose)	17.38%
27th	Pelham	14.91%
28th	Warner (Tarrytown)	11.08%
29th	Bedford Free	9.68%
30th	Mount Kisco	9.27%
31st	Ruth Keeler (North Salem)	9.24%
32nd	Pound Ridge	6.70%
33rd	Ardsley	0.86%
34th	North Castle (Armonk)	-1.91%
35th	Bronxville	-2.46%
36th	Somers	-4.39%
37th	Mamaroneck	-5.02%
38th	Mount Vernon	

County Average **28.29%**

Library Activity: Circulation Change From 2017

2023 to 2017 Comparison

Alphabetical

Ardsley	-15.73%
Bedford Free	2.30%
Bedford Hills	0.07%
Briarcliff	-2.74%
Bronxville	6.48%
Chappaqua	-16.09%
Croton	18.56%
Dobbs Ferry	2.41%
Eastchester	-22.97%
Greenburgh	-8.94%
Harrison	21.37%
Hastings	-15.68%
Hendrick Hudson (Montrose)	-13.97%
Irvington	6.69%
John C. Hart (Yorktown)	-12.39%
Katonah	-18.32%
Larchmont	-6.33%
Lewisboro	15.95%
Mamaroneck	-37.56%
Mount Kisco	-67.39%
Mount Pleasant	6.78%
Mount Vernon	0.00%
New Rochelle	-1.80%
North Castle (Armonk)	-41.32%
Ossining	-3.83%
Pelham	5.96%
Port Chester	-5.02%
Pound Ridge	18.34%
Purchase	-22.41%
Ruth Keeler (North Salem)	-15.26%
Rye	-37.47%
Scarsdale	-14.46%
Somers	-40.42%
The Field Library (Peekskill)	-5.65%
Tuckahoe	-13.91%
Warner (Tarrytown)	-25.30%
White Plains	-33.37%
Yonkers	-18.94%

County Average -13.72%

Rank Order

1st	Harrison	21.37%
2nd	Croton	18.56%
3rd	Pound Ridge	18.34%
4th	Lewisboro	15.95%
5th	Mount Pleasant	6.78%
6th	Irvington	6.69%
7th	Bronxville	6.48%
8th	Pelham	5.96%
9th	Dobbs Ferry	2.41%
10th	Bedford Free	2.30%
11th	Bedford Hills	0.07%
12th	Mount Vernon	0.00%
13th	New Rochelle	-1.80%
14th	Briarcliff	-2.74%
15th	Ossining	-3.83%
16th	Port Chester	-5.02%
17th	The Field Library (Peekskill)	-5.65%
18th	Larchmont	-6.33%
19th	Greenburgh	-8.94%
20th	John C. Hart (Yorktown)	-12.39%
21st	Tuckahoe	-13.91%
22nd	Hendrick Hudson (Montrose)	-13.97%
23rd	Scarsdale	-14.46%
24th	Ruth Keeler (North Salem)	-15.26%
25th	Hastings	-15.68%
26th	Ardsley	-15.73%
27th	Chappaqua	-16.09%
28th	Katonah	-18.32%
29th	Yonkers	-18.94%
30th	Purchase	-22.41%
31st	Eastchester	-22.97%
32nd	Warner (Tarrytown)	-25.30%
33rd	White Plains	-33.37%
34th	Rye	-37.47%
35th	Mamaroneck	-37.56%
36th	Somers	-40.42%
37th	North Castle (Armonk)	-41.32%
38th	Mount Kisco	-67.39%

Library Activity: Circulation Per Hour

All Outlets*

Library	Circulations Per Hour	Rank Within Population Served Group	
		2,500-4,999	
Ardsley	93.61	Bedford Free	22.90
Bedford Free	22.90	5,000-14,999	
Bedford Hills	20.03	Ardsley	93.61
Briarcliff	36.12	Bronxville	55.02
Bronxville	55.02	Croton	53.23
Chappaqua	81.95	Pelham	43.08
Croton	53.23	Hastings	40.73
Dobbs Ferry	30.10	Katonah	39.63
Eastchester	54.03	Lewisboro	39.61
Greenburgh	131.85	Irvington	39.58
Harrison	45.03	Briarcliff Manor	36.12
Hastings	40.73	Dobbs Ferry	30.10
Hendrick Hudson (Montrose)	39.32	Mount Kisco	27.39
Irvington	39.58	Pound Ridge	20.46
John C. Hart (Yorktown)	121.43	Bedford Hills	20.03
Katonah	39.63	North Castle (Armonk)	19.19
Larchmont	93.07	Tuckahoe	18.99
Lewisboro	39.61	Ruth Keeler (North Salem)	15.49
Mamaroneck	52.18	Purchase	7.67
Mount Kisco	27.39	15,000-24,999	
Mount Pleasant	74.02	Scarsdale	112.76
Mount Vernon		Larchmont	93.07
New Rochelle	53.04	Chappaqua	81.95
North Castle (Armonk)	19.19	Warner Library (Tarrytown)	65.17
Ossining	70.01	Eastchester	54.03
Pelham	43.08	Mamaroneck	52.18
Port Chester	41.87	Somers	39.97
Pound Ridge	20.46	Hendrick Hudson (Montrose)	39.32
Purchase	7.67	Rye	36.78
Ruth Keeler (North Salem)	15.49	25,000-99,999	
Rye	36.78	Greenburgh	131.85
Scarsdale	112.76	White Plains	129.35
Somers	39.97	John C. Hart (Yorktown)	121.43
The Field Library (Peekskill)	33.28	Mount Pleasant	74.02
Tuckahoe	18.99	Ossining	70.01
Warner (Tarrytown)	65.17	New Rochelle	53.04
White Plains	129.35	Harrison	45.03
Yonkers	66.10	Port Chester	41.87
		The Field Library (Peekskill)	33.28
		Mount Vernon	
		100,000+	
		Yonkers	66.10
County Average	54.40		

*The following libraries have branches: Harrison [2,059 hrs. open] has West Harrison Branch [1,119 hrs. open]; Mount Pleasant [1,404 hrs. open] has Valhalla Branch [832 hrs. open]; New Rochelle [2,116 hrs. open] has Huguenot Children's Branch [1,584 hrs. open]; North Castle [2,294 hrs. open] has North White Plains Branch [2,294 hrs. open]; Rye [3,100 hrs. open] has Osborne Home [600 hrs. open]; and Yonkers Riverfront [2,260 hrs. open] has Grinton I. Will Branch [2,239 hrs. open] and Crestwood Branch [588 hrs. open].

Library Activity: Book Circulation

Library	Circulations	Circulation Per Volume
Ardsey	66,702	1.32
Bedford Free	31,451	0.73
Bedford Hills	31,345	1.00
Briarcliff	44,185	1.30
Bronxville	104,308	1.55
Chappaqua	162,429	1.57
Croton	97,905	1.32
Dobbs Ferry	32,325	0.82
Eastchester	92,192	1.37
Greenburgh	199,150	1.93
Harrison	161,385	1.94
Hastings	60,253	1.08
Hendrick Hudson (Montrose)	79,443	0.94
Irvington	66,154	1.11
John C. Hart (Yorktown)	193,364	2.56
Katonah	72,572	1.13
Larchmont	163,031	2.44
Lewisboro	38,304	1.05
Mamaroneck	83,252	1.00
Mount Kisco	42,382	0.65
Mount Pleasant	172,830	2.32
Mount Vernon		
New Rochelle	122,122	0.46
North Castle (Armonk)	57,266	1.08
Ossining	117,603	1.01
Pelham	51,407	1.65
Port Chester	77,581	1.12
Pound Ridge	18,032	0.61
Purchase	10,024	2.06
Ruth Keeler (North Salem)	15,656	0.44
Rye	85,494	2.14
Scarsdale	259,544	2.91
Somers	31,345	0.97
The Field Library (Peekskill)	49,769	0.65
Tuckahoe	28,149	0.49
Warner (Tarrytown)	78,681	1.08
White Plains	203,893	0.95
Yonkers	302,324	1.24
County Total	3,503,852	County Average 1.26

Library Activity: Adult Book Circulation

Library	Circulation Count	Circulation Per Volume
Ardasley	36,978	1.28
Bedford Free	13,494	0.48
Bedford Hills	13,397	1.07
Briarcliff	21,245	1.22
Bronxville	56,557	1.39
Chappaqua	59,538	1.13
Croton	42,188	0.90
Dobbs Ferry	13,924	0.67
Eastchester	37,363	0.96
Greenburgh	81,794	1.77
Harrison	52,687	1.24
Hastings	30,768	1.00
Hendrick Hudson (Montrose)	35,973	0.95
Irvington	27,899	0.82
John C. Hart (Yorktown)	93,813	2.45
Katonah	30,761	0.91
Larchmont	62,183	1.59
Lewisboro	20,823	0.90
Mamaroneck	34,218	0.79
Mount Kisco	20,168	0.54
Mount Pleasant	77,331	2.02
Mount Vernon		
New Rochelle	41,958	0.35
North Castle (Armonk)	17,732	0.82
Ossining	46,176	0.81
Pelham	20,805	1.04
Port Chester	31,922	0.91
Pound Ridge	8,754	0.48
Purchase	4,332	1.49
Ruth Keeler (North Salem)	7,926	0.42
Rye	42,472	1.90
Scarsdale	88,258	2.09
Somers	13,397	0.45
The Field Library (Peekskill)	26,808	0.53
Tuckahoe	12,399	0.54
Warner (Tarrytown)	34,329	0.85
White Plains	94,222	0.79
Yonkers	125,412	0.91
County Total	1,480,004	County Average 0.99

* Totals do not take into account non-circulating materials.

Library Activity: Juvenile Book Circulation

Library	Circulation	Circulation Per Volume
Ardsley	29,724	1.17
Bedford Free	17,957	1.12
Bedford Hills	17,948	1.20
Briarcliff	22,940	1.63
Bronxville	47,751	1.95
Chappaqua	102,891	2.62
Croton	55,717	2.17
Dobbs Ferry	18,401	1.09
Eastchester	54,829	2.05
Greenburgh	117,356	2.62
Harrison	108,698	3.21
Hastings	29,485	1.24
Hendrick Hudson (Montrose)	43,470	1.31
Irvington	38,255	1.81
John C. Hart (Yorktown)	99,551	3.58
Katonah	41,811	1.68
Larchmont	100,848	3.95
Lewisboro	17,481	1.23
Mamaroneck	49,034	1.51
Mount Kisco	22,214	0.93
Mount Pleasant	95,499	3.59
Mount Vernon		
New Rochelle	80,164	1.33
North Castle (Armonk)	39,534	1.41
Ossining	71,427	1.71
Pelham	30,602	2.29
Port Chester	45,659	1.89
Pound Ridge	9,278	0.74
Purchase	5,692	1.65
Ruth Keeler (North Salem)	7,730	0.61
Rye	43,022	2.77
Scarsdale	171,286	4.33
Somers	17,948	0.76
The Field Library (Peekskill)	22,961	0.95
Tuckahoe	15,750	1.25
Warner (Tarrytown)	44,352	1.39
White Plains	109,671	1.59
Yonkers	176,912	2.12
County Total	2,023,848	County Average 1.96

* Totals do not take into account non-circulating materials.

Library Activity: All Non-Book Circulation

Circulation of physical and electronic materials other than books

Alphabetical		Rank Order		
Ardasley	20,357	1st	Somers	68.15%
Bedford Free	20,950	2nd	Lewisboro	58.68%
Bedford Hills	14,486	3rd	Pound Ridge	57.64%
Briarcliff	34,734	4th	New Rochelle	57.20%
Bronxville	35,231	5th	Ruth Keeler	53.73%
Chappaqua	107,688	6th	The Field Library	51.23%
Croton	50,514	7th	Mount Pleasant	49.51%
Dobbs Ferry	31,125	8th	White Plains	49.48%
Eastchester	56,720	9th	Dobbs Ferry	49.05%
Greenburgh	161,989	10th	Pelham	47.84%
Harrison	63,225	11th	John C. Hart (Yorktown)	45.41%
Hastings	42,948	12th	Greenburgh	44.86%
Hendrick Hudson (Montrose)	49,081	13th	Briarcliff	44.01%
Irvington	32,233	14th	Yonkers Public Library	43.98%
John C. Hart (Yorktown)	160,842	15th	Ossining	43.33%
Katonah	34,593	16th	Purchase	43.21%
Larchmont	105,205	17th	Warner (Tarrytown)	42.62%
Lewisboro	54,393	18th	Hastings	41.62%
Mamaroneck	52,424	19th	Mount Kisco	40.76%
Mount Kisco	29,166	20th	Bedford Free	39.98%
Mount Pleasant	169,455	21st	Chappaqua	39.87%
Mount Vernon		22nd	Rye	39.60%
New Rochelle	163,227	23rd	Larchmont	39.22%
North Castle (Armonk)	36,542	24th	North Castle (Armonk)	38.95%
Ossining	89,913	25th	Mamaroneck	38.64%
Pelham	47,152	26th	Hendrick Hudson (Montrose)	38.19%
Port Chester	42,170	27th	Eastchester	38.09%
Pound Ridge	24,533	28th	Tuckahoe	36.29%
Purchase	7,626	29th	Port Chester	35.21%
Ruth Keeler	18,181	30th	Croton	34.03%
Rye	56,044	31st	Irvington	32.76%
Scarsdale	91,706	32nd	Katonah	32.28%
Somers	67,058	33rd	Bedford Hills	31.61%
The Field Library	52,274	34th	Harrison	28.15%
Tuckahoe	16,035	35th	Scarsdale	26.11%
Warner (Tarrytown)	58,433	36th	Bronxville	25.25%
White Plains	199,667	37th	Ardasley	23.38%
Yonkers Public Library	237,349	38th	Mount Vernon	
County Total	2,535,26		Average	41.98%
	9			

Library Activity: Electronic Material Circulation

Includes ebooks, downloadable audio and video with limited use

Alphabetical

Ardsley	15,584
Bedford Free	17,323
Bedford Hills	10,606
Briarcliff	25,530
Bronxville	15,380
Chappaqua	78,027
Croton	35,330
Dobbs Ferry	26,513
Eastchester	46,176
Greenburgh	120,303
Harrison	39,213
Hastings	33,221
Hendrick Hudson (Montrose)	34,495
Irvington	25,288
John C. Hart (Yorktown)	123,985
Katonah	25,249
Larchmont	75,862
Lewisboro	46,158
Mamaroneck	36,808
Mount Kisco	20,824
Mount Pleasant	96,476
Mount Vernon	
New Rochelle	84,609
North Castle (Armonk)	28,163
Ossining	58,691
Pelham	38,550
Port Chester	31,811
Pound Ridge	19,391
Purchase	5,545
Ruth Keeler (North Salem)	15,356
Rye	42,533
Scarsdale	67,350
Somers	61,382
The Field Library (Peekskill)	38,986
Tuckahoe	11,273
Warner (Tarrytown)	41,562
White Plains	144,390
Yonkers	147,570

Rank Order

1st	Yonkers	147,570
2nd	White Plains	144,390
3rd	John C. Hart (Yorktown)	123,985
4th	Greenburgh	120,303
5th	Mount Pleasant	96,476
6th	New Rochelle	84,609
7th	Chappaqua	78,027
8th	Larchmont	75,862
9th	Scarsdale	67,350
10th	Somers	61,382
11th	Ossining	58,691
12th	Eastchester	46,176
13th	Lewisboro	46,158
14th	Rye	42,533
15th	Warner (Tarrytown)	41,562
16th	Harrison	39,213
17th	The Field Library (Peekskill)	38,986
18th	Pelham	38,550
19th	Mamaroneck	36,808
20th	Croton	35,330
21st	Hendrick Hudson (Montrose)	34,495
22nd	Hastings	33,221
23rd	Port Chester	31,811
24th	North Castle (Armonk)	28,163
25th	Dobbs Ferry	26,513
26th	Briarcliff	25,530
27th	Irvington	25,288
28th	Katonah	25,249
29th	Mount Kisco	20,824
30th	Pound Ridge	19,391
31st	Bedford Free	17,323
32nd	Ardsley	15,584
33rd	Bronxville	15,380
34th	Ruth Keeler (North Salem)	15,356
35th	Tuckahoe	11,273
36th	Bedford Hills	10,606
37th	Purchase	5,545
38th	Mount Vernon	

County Total 1,785,513

Library Activity: Electronic Information Use

Includes use of electronic descriptive records examined, downloaded, or otherwise supplied to user in a database with an unlimited period of use

Library	Number of Uses	Rank Order	
Ardsley	263	1st	New Rochelle 58,211
Bedford Free	332	2nd	Mount Pleasant 43,698
Bedford Hills	535	3rd	White Plains 13,579
Briarcliff	650	4th	Chappaqua 9,921
Bronxville	598	5th	Ossining 8,311
Chappaqua	9,921	6th	Yonkers 7,003
Croton	2,379	7th	Larchmont 5,794
Dobbs Ferry	836	8th	Pelham 4,365
Eastchester	1,423	9th	Greenburgh 4,127
Greenburgh	4,127	10th	The Field Library (Peekskill) 2,950
Harrison	1,396	11th	John C. Hart (Yorktown) 2,859
Hastings	1,995	12th	Croton 2,379
Hendrick Hudson (Montrose)	1,140	13th	Somers 2,378
Irvington	914	14th	Warner (Tarrytown) 2,089
John C. Hart (Yorktown)	2,859	15th	Hastings 1,995
Katonah	1,092	16th	Mount Kisco 1,536
Larchmont	5,794	17th	Scarsdale 1,459
Lewisboro	1,377	18th	Eastchester 1,423
Mamaroneck	1,344	19th	Harrison 1,396
Mount Kisco	1,536	20th	Lewisboro 1,377
Mount Pleasant	43,698	21st	Mamaroneck 1,344
Mount Vernon		22nd	Rye 1,332
New Rochelle	58,211	23rd	Pound Ridge 1,155
North Castle (Armonk)	883	24th	Hendrick Hudson (Montrose) 1,140
Ossining	8,311	25th	Katonah 1,092
Pelham	4,365	26th	Irvington 914
Port Chester	811	27th	North Castle (Armonk) 883
Pound Ridge	1,155	28th	Dobbs Ferry 836
Purchase	282	29th	Port Chester 811
Ruth Keeler (North Salem)	685	30th	Tuckahoe 718
Rye	1,332	31st	Ruth Keeler (North Salem) 685
Scarsdale	1,459	32nd	Briarcliff 650
Somers	2,378	33rd	Bronxville 598
The Field Library (Peekskill)	2,950	34th	Bedford Hills 535
Tuckahoe	718	35th	Bedford Free 332
Warner (Tarrytown)	2,089	36th	Purchase 282
White Plains	13,579	37th	Ardsley 263
Yonkers	7,003	38th	Mount Vernon
County Total	190,420		

Library Activity: Interloans Provided

Includes items sent via intra-library loan/delivery to fill another WLS library's hold

Alphabetical

Ardsley	7,557
Bedford Free	8,203
Bedford Hills	6,900
Briarcliff	7,056
Bronxville	13,225
Chappaqua	27,626
Croton	16,467
Dobbs Ferry	6,760
Eastchester	13,874
Greenburgh	22,932
Harrison	20,719
Hastings	8,917
Hendrick Hudson (Montrose)	14,752
Irvington	9,394
John C. Hart (Yorktown)	17,883
Katonah	11,927
Larchmont	20,031
Lewisboro	7,968
Mamaroneck	15,895
Mount Kisco	13,933
Mount Pleasant	27,943
Mount Vernon	
New Rochelle	39,623
North Castle (Armonk)	15,923
Ossining	15,768
Pelham	7,424
Port Chester	13,183
Pound Ridge	5,731
Purchase	2,726
Ruth Keeler (North Salem)	4,375
Rye	12,035
Scarsdale	13,980
Somers	12,580
The Field Library (Peekskill)	14,519
Tuckahoe	7,382
Warner (Tarrytown)	13,830
White Plains	29,620
Yonkers	61,229

Rank Order

1st	Yonkers	61,229
2nd	New Rochelle	39,623
3rd	White Plains	29,620
4th	Mount Pleasant	27,943
5th	Chappaqua	27,626
6th	Greenburgh	22,932
7th	Harrison	20,719
8th	Larchmont	20,031
9th	John C. Hart (Yorktown)	17,883
10th	Croton	16,467
11th	North Castle (Armonk)	15,923
12th	Mamaroneck	15,895
13th	Ossining	15,768
14th	Hendrick Hudson (Montrose)	14,752
15th	The Field Library (Peekskill)	14,519
16th	Scarsdale	13,980
17th	Mount Kisco	13,933
18th	Eastchester	13,874
19th	Warner (Tarrytown)	13,830
20th	Bronxville	13,225
21st	Port Chester	13,183
22nd	Somers	12,580
23rd	Rye	12,035
24th	Katonah	11,927
25th	Irvington	9,394
26th	Hastings	8,917
27th	Bedford Free	8,203
28th	Lewisboro	7,968
29th	Ardsley	7,557
30th	Pelham	7,424
31st	Tuckahoe	7,382
32nd	Briarcliff	7,056
33rd	Bedford Hills	6,900
34th	Dobbs Ferry	6,760
35th	Pound Ridge	5,731
36th	Ruth Keeler (North Salem)	4,375
37th	Purchase	2,726
38th	Mount Vernon	

County Total **569,890**

Library Activity: Interloans Received

Includes items received via intra-library loan/delivery from other WLS libraries to fill holds

Alphabetical

Ardsley	12,269
Bedford Free	6,169
Bedford Hills	3,831
Briarcliff	13,796
Bronxville	13,953
Chappaqua	22,816
Croton	18,361
Dobbs Ferry	9,633
Eastchester	13,700
Greenburgh	24,917
Harrison	17,967
Hastings	19,871
Hendrick Hudson (Montrose)	14,865
Irvington	10,974
John C. Hart (Yorktown)	11,725
Katonah	13,131
Larchmont	26,040
Lewisboro	11,226
Mamaroneck	14,874
Mount Kisco	8,296
Mount Pleasant	28,358
Mount Vernon	
New Rochelle	15,207
North Castle (Armonk)	11,359
Ossining	20,250
Pelham	11,085
Port Chester	10,933
Pound Ridge	4,247
Purchase	3,133
Ruth Keeler (North Salem)	5,070
Rye	17,406
Scarsdale	37,117
Somers	16,823
The Field Library (Peekskill)	10,423
Tuckahoe	5,721
Warner (Tarrytown)	15,331
White Plains	26,837
Yonkers	43,866

Rank Order

1st	Yonkers	43,866
2nd	Scarsdale	37,117
3rd	Mount Pleasant	28,358
4th	White Plains	26,837
5th	Larchmont	26,040
6th	Greenburgh	24,917
7th	Chappaqua	22,816
8th	Ossining	20,250
9th	Hastings	19,871
10th	Croton	18,361
11th	Harrison	17,967
12th	Rye	17,406
13th	Somers	16,823
14th	Warner (Tarrytown)	15,331
15th	New Rochelle	15,207
16th	Mamaroneck	14,874
17th	Hendrick Hudson (Montrose)	14,865
18th	Bronxville	13,953
19th	Briarcliff	13,796
20th	Eastchester	13,700
21st	Katonah	13,131
22nd	Ardsley	12,269
23rd	John C. Hart (Yorktown)	11,725
24th	North Castle (Armonk)	11,359
25th	Lewisboro	11,226
26th	Pelham	11,085
27th	Irvington	10,974
28th	Port Chester	10,933
29th	The Field Library (Peekskill)	10,423
30th	Dobbs Ferry	9,633
31st	Mount Kisco	8,296
32nd	Bedford Free	6,169
33rd	Tuckahoe	5,721
34th	Ruth Keeler (North Salem)	5,070
35th	Pound Ridge	4,247
36th	Bedford Hills	3,831
37th	Purchase	3,133
38th	Mount Vernon	

County Total

571,580

Library Activity: Reference Transactions

Alphabetical

Ardley	1,870
Bedford Free	3,150
Bedford Hills	3,831
Briarcliff	4,193
Bronxville	9,693
Chappaqua	45,473
Croton	11,396
Dobbs Ferry	4,804
Eastchester	17,623
Greenburgh	44,652
Harrison	26,664
Hastings	2,650
Hendrick Hudson (Montrose)	14,695
Irvington	5,536
John C. Hart (Yorktown)	39,165
Katonah	18,876
Larchmont	20,373
Lewisboro	3,864
Mamaroneck	22,658
Mount Kisco	9,225
Mount Pleasant	26536
Mount Vernon	
New Rochelle	119,137
North Castle (Armonk)	17,676
Ossining	44,512
Pelham	7,115
Port Chester	41,863
Pound Ridge	9,100
Purchase	5,166
Ruth Keeler (North Salem)	4,478
Rye	42,757
Scarsdale	28,582
Somers	18,547
The Field Library (Peekskill)	7,983
Tuckahoe	21,235
Warner (Tarrytown)	8,601
White Plains	60,796
Yonkers	155,844

Rank Order

1st	Yonkers	155,844
2nd	New Rochelle	119,137
3rd	White Plains	60,796
4th	Chappaqua	45,473
5th	Greenburgh	44,652
6th	Ossining	44,512
7th	Rye	42,757
8th	Port Chester	41,863
9th	John C. Hart (Yorktown)	39,165
10th	Scarsdale	28,582
11th	Harrison	26,664
12th	Mount Pleasant	26536
13th	Mamaroneck	22,658
14th	Tuckahoe	21,235
15th	Larchmont	20,373
16th	Katonah	18,876
17th	Somers	18,547
18th	North Castle (Armonk)	17,676
19th	Eastchester	17,623
20th	Hendrick Hudson (Montrose)	14,695
21st	Croton	11,396
22nd	Bronxville	9,693
23rd	Mount Kisco	9,225
24th	Pound Ridge	9,100
25th	Warner (Tarrytown)	8,601
26th	The Field Library (Peekskill)	7,983
27th	Pelham	7,115
28th	Irvington	5,536
29th	Purchase	5,166
30th	Dobbs Ferry	4,804
31st	Ruth Keeler (North Salem)	4,478
32nd	Briarcliff	4,193
33rd	Lewisboro	3,864
34th	Bedford Hills	3,831
35th	Bedford Free	3,150
36th	Hastings	2,650
37th	Ardley	1,870
38th	Mount Vernon	

County Total **930,319**

Library Activity: Library Programs

Alphabetical

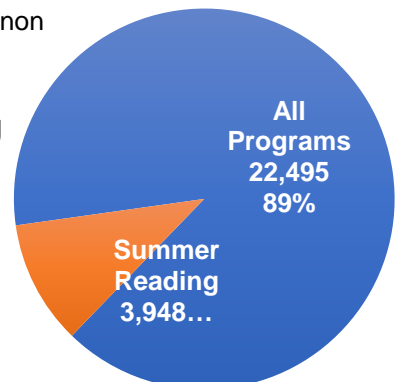
Ardsley	161
Bedford Free	625
Bedford Hills	278
Briarcliff	414
Bronxville	656
Chappaqua	729
Croton	765
Dobbs Ferry	785
Eastchester	606
Greenburgh	1,261
Harrison	1,649
Hastings	204
Hendrick Hudson (Montrose)	1,040
Irvington	440
John C. Hart (Yorktown)	928
Katonah	802
Larchmont	983
Lewisboro	602
Mamaroneck	551
Mount Kisco	676
Mount Pleasant	984
Mount Vernon	
New Rochelle	1,501
North Castle (Armonk)	1,161
Ossining	1,898
Pelham	317
Port Chester	622
Pound Ridge	1,191
Purchase	128
Ruth Keeler (North Salem)	593
Rye	1,186
Scarsdale	835
Somers	760
The Field Library (Peekskill)	736
Tuckahoe	620
Warner (Tarrytown)	932
White Plains	1,113
Yonkers	4,763

County Total **33,495**

Rank Order

1st	Yonkers	4,763
2nd	Ossining	1,898
3rd	Harrison	1,649
4th	New Rochelle	1,501
5th	Greenburgh	1,261
6th	Pound Ridge	1,191
7th	Rye	1,186
8th	North Castle (Armonk)	1,161
9th	White Plains	1,113
10th	Hendrick Hudson (Montrose)	1,040
11th	Mount Pleasant	984
12th	Larchmont	983
13th	Warner (Tarrytown)	932
14th	John C. Hart (Yorktown)	928
15th	Scarsdale	835
16th	Katonah	802
17th	Dobbs Ferry	785
18th	Croton	765
19th	Somers	760
20th	The Field Library (Peekskill)	736
21st	Chappaqua	729
22nd	Mount Kisco	676
23rd	Bronxville	656
24th	Bedford Free	625
25th	Port Chester	622
26th	Tuckahoe	620
27th	Eastchester	606
28th	Lewisboro	602
29th	Ruth Keeler (North Salem)	593
30th	Mamaroneck	551
31st	Irvington	440
32nd	Briarcliff	414
33rd	Pelham	317
34th	Bedford Hills	278
35th	Hastings	204
36th	Ardsley	161
37th	Purchase	128
38th	Mount Vernon	

Summer Reading Programs as Percent of All Programs



Library Activity: Library Program Attendance

Alphabetical

Ardsley	2,832
Bedford Free	11,545
Bedford Hills	7,622
Briarcliff	3,862
Bronxville	15,420
Chappaqua	20,169
Croton	17,478
Dobbs Ferry	7,921
Eastchester	13,633
Greenburgh	28,576
Harrison	40,789
Hastings	4,415
Hendrick Hudson (Montrose)	15,747
Irvington	7,594
John C. Hart (Yorktown)	25,584
Katonah	11,407
Larchmont	18,671
Lewisboro	5,270
Mamaroneck	12,453
Mount Kisco	8,607
Mount Pleasant	19,547
Mount Vernon	0
New Rochelle	41,622
North Castle (Armonk)	32,808
Ossining	31,713
Pelham	12,753
Port Chester	16,745
Pound Ridge	15,550
Purchase	1,292
Ruth Keeler (North Salem)	8,954
Rye	27,708
Scarsdale	30,591
Somers	17,091
The Field Library (Peekskill)	9,589
Tuckahoe	8,868
Warner (Tarrytown)	11,353
White Plains	16,957
Yonkers	100,359

Rank Order

1st	Yonkers	100,359
2nd	New Rochelle	41,622
3rd	Harrison	40,789
4th	North Castle (Armonk)	32,808
5th	Ossining	31,713
6th	Scarsdale	30,591
7th	Greenburgh	28,576
8th	Rye	27,708
9th	John C. Hart (Yorktown)	25,584
10th	Chappaqua	20,169
11th	Mount Pleasant	19,547
12th	Larchmont	18,671
13th	Croton	17,478
14th	Somers	17,091
15th	White Plains	16,957
16th	Port Chester	16,745
17th	Hendrick Hudson (Montrose)	15,747
18th	Pound Ridge	15,550
19th	Bronxville	15,420
20th	Eastchester	13,633
21st	Pelham	12,753
22nd	Mamaroneck	12,453
23rd	Bedford Free	11,545
24th	Katonah	11,407
25th	Warner (Tarrytown)	11,353
26th	The Field Library (Peekskill)	9,589
27th	Ruth Keeler (North Salem)	8,954
28th	Tuckahoe	8,868
29th	Mount Kisco	8,607
30th	Dobbs Ferry	7,921
31st	Bedford Hills	7,622
32nd	Irvington	7,594
33rd	Lewisboro	5,270
34th	Hastings	4,415
35th	Briarcliff	3,862
36th	Ardsley	2,832
37th	Purchase	1,292
38th	Mount Vernon	

County Total **683,095**

Library Activity: Adult Library Programs

Alphabetical

Ardsley	25
Bedford Free	246
Bedford Hills	88
Briarcliff	36
Bronxville	277
Chappaqua	299
Croton	234
Dobbs Ferry	80
Eastchester	309
Greenburgh	835
Harrison	674
Hastings	94
Hendrick Hudson (Montrose)	478
Irvington	140
John C. Hart (Yorktown)	387
Katonah	451
Larchmont	343
Lewisboro	287
Mamaroneck	267
Mount Kisco	295
Mount Pleasant	121
Mount Vernon	
New Rochelle	250
North Castle (Armonk)	461
Ossining	781
Pelham	90
Port Chester	457
Pound Ridge	616
Purchase	75
Ruth Keeler (North Salem)	248
Rye	280
Scarsdale	343
Somers	373
The Field Library (Peekskill)	276
Tuckahoe	393
Warner (Tarrytown)	574
White Plains	617
Yonkers	1,554

Rank Order

1st	Yonkers	1,554
2nd	Greenburgh	835
3rd	Ossining	781
4th	Harrison	674
5th	White Plains	617
6th	Pound Ridge	616
7th	Warner (Tarrytown)	574
8th	Hendrick Hudson (Montrose)	478
9th	North Castle (Armonk)	461
10th	Port Chester	457
11th	Katonah	451
12th	Tuckahoe	393
13th	John C. Hart (Yorktown)	387
14th	Somers	373
15th	Larchmont	343
16th	Scarsdale	343
17th	Eastchester	309
18th	Chappaqua	299
19th	Mount Kisco	295
20th	Lewisboro	287
21st	Rye	280
22nd	Bronxville	277
23rd	The Field Library (Peekskill)	276
24th	Mamaroneck	267
25th	New Rochelle	250
26th	Ruth Keeler (North Salem)	248
27th	Bedford Free	246
28th	Croton	234
29th	Irvington	140
30th	Mount Pleasant	121
31st	Hastings	94
32nd	Pelham	90
33rd	Bedford Hills	88
34th	Dobbs Ferry	80
35th	Purchase	75
36th	Briarcliff	36
37th	Ardsley	25
38th	Mount Vernon	

County Total **13,354**

Library Activity: Young Adult Library Programs

Alphabetical

Ardsley	4
Bedford Free	80
Bedford Hills	0
Briarcliff	74
Bronxville	187
Chappaqua	60
Croton	130
Dobbs Ferry	37
Eastchester	57
Greenburgh	144
Harrison	50
Hastings	9
Hendrick Hudson (Montrose)	28
Irvington	66
John C. Hart (Yorktown)	69
Katonah	87
Larchmont	174
Lewisboro	65
Mamaroneck	12
Mount Kisco	41
Mount Pleasant	21
Mount Vernon	
New Rochelle	472
North Castle (Armonk)	7
Ossining	376
Pelham	17
Port Chester	14
Pound Ridge	15
Purchase	0
Ruth Keeler (North Salem)	17
Rye	342
Scarsdale	149
Somers	125
The Field Library (Peekskill)	101
Tuckahoe	61
Warner (Tarrytown)	56
White Plains	118
Yonkers	704

Rank Order

1st	Yonkers	704
2nd	New Rochelle	472
3rd	Ossining	376
4th	Rye	342
5th	Bronxville	187
6th	Larchmont	174
7th	Scarsdale	149
8th	Greenburgh	144
9th	Croton	130
10th	Somers	125
11th	White Plains	118
12th	The Field Library (Peekskill)	101
13th	Katonah	87
14th	Bedford Free	80
15th	Briarcliff	74
16th	John C. Hart (Yorktown)	69
17th	Irvington	66
18th	Lewisboro	65
19th	Tuckahoe	61
20th	Chappaqua	60
21st	Eastchester	57
22nd	Warner (Tarrytown)	56
23rd	Harrison	50
24th	Mount Kisco	41
25th	Dobbs Ferry	37
26th	Hendrick Hudson (Montrose)	28
27th	Mount Pleasant	21
28th	Pelham	17
29th	Ruth Keeler (North Salem)	17
30th	Pound Ridge	15
31st	Port Chester	14
32nd	Mamaroneck	12
33rd	Hastings	9
34th	North Castle (Armonk)	7
35th	Ardsley	4
36th	Bedford Hills	0
37th	Purchase	0
38th	Mount Vernon	

County Total **3,969**

Library Activity: Juvenile Programs

Alphabetical

Ardsley	128
Bedford Free	280
Bedford Hills	187
Briarcliff	300
Bronxville	192
Chappaqua	370
Croton	352
Dobbs Ferry	348
Eastchester	203
Greenburgh	252
Harrison	875
Hastings	76
Hendrick Hudson (Montrose)	532
Irvington	233
John C. Hart (Yorktown)	447
Katonah	257
Larchmont	466
Lewisboro	201
Mamaroneck	272
Mount Kisco	254
Mount Pleasant	842
Mount Vernon	
New Rochelle	728
North Castle (Armonk)	693
Ossining	662
Pelham	206
Port Chester	143
Pound Ridge	560
Purchase	50
Ruth Keeler (North Salem)	323
Rye	564
Scarsdale	343
Somers	258
The Field Library (Peekskill)	359
Tuckahoe	162
Warner (Tarrytown)	300
White Plains	279
Yonkers	1,796

Rank Order

1st	Yonkers	1,796
2nd	Harrison	875
3rd	Mount Pleasant	842
4th	New Rochelle	728
5th	North Castle (Armonk)	693
6th	Ossining	662
7th	Rye	564
8th	Pound Ridge	560
9th	Hendrick Hudson (Montrose)	532
10th	Larchmont	466
11th	John C. Hart (Yorktown)	447
12th	Chappaqua	370
13th	The Field Library (Peekskill)	359
14th	Croton	352
15th	Dobbs Ferry	348
16th	Scarsdale	343
17th	Ruth Keeler (North Salem)	323
18th	Briarcliff	300
19th	Warner (Tarrytown)	300
20th	Bedford Free	280
21st	White Plains	279
22nd	Mamaroneck	272
23rd	Somers	258
24th	Katonah	257
25th	Mount Kisco	254
26th	Greenburgh	252
27th	Irvington	233
28th	Pelham	206
29th	Eastchester	203
30th	Lewisboro	201
31st	Bronxville	192
32nd	Bedford Hills	187
33rd	Tuckahoe	162
34th	Port Chester	143
35th	Ardsley	128
36th	Hastings	76
37th	Purchase	50
38th	Mount Vernon	

County Total

14,493

Library Activity: One-to-One Sessions

Includes one-to-one literacy tutoring, services to homebound, homework assistance, mentoring activities, and scheduled computer assistance*

Alphabetical

Ardsley	51
Bedford Free	525
Bedford Hills	63
Briarcliff	2
Bronxville	17
Chappaqua	178
Croton	1,135
Dobbs Ferry	1,505
Eastchester	637
Greenburgh	98
Harrison	532
Hastings	3
Hendrick Hudson (Montrose)	48
Irvington	0
John C. Hart (Yorktown)	1,349
Katonah	84
Larchmont	397
Lewisboro	247
Mamaroneck	0
Mount Kisco	284
Mount Pleasant	95
Mount Vernon	0
New Rochelle	339
North Castle (Armonk)	67
Ossining	525
Pelham	988
Port Chester	60
Pound Ridge	537
Purchase	17
Ruth Keeler (North Salem)	94
Rye	225
Scarsdale	20
Somers	182
The Field Library (Peekskill)	440
Tuckahoe	132
Warner (Tarrytown)	1,409
White Plains	1,662
Yonkers	16,240

Rank Order

1st	Yonkers	16,240
2nd	White Plains	1,662
3rd	Dobbs Ferry	1,505
4th	Warner (Tarrytown)	1,409
5th	John C. Hart (Yorktown)	1,349
6th	Croton	1,135
7th	Pelham	988
8th	Eastchester	637
9th	Pound Ridge	537
10th	Harrison	532
11th	Bedford Free	525
12th	Ossining	525
13th	The Field Library (Peekskill)	440
14th	Larchmont	397
15th	New Rochelle	339
16th	Mount Kisco	284
17th	Lewisboro	247
18th	Rye	225
19th	Somers	182
20th	Chappaqua	178
21st	Tuckahoe	132
22nd	Greenburgh	98
23rd	Mount Pleasant	95
24th	Ruth Keeler (North Salem)	94
25th	Katonah	84
26th	North Castle (Armonk)	67
27th	Bedford Hills	63
28th	Port Chester	60
29th	Ardsley	51
30th	Hendrick Hudson (Montrose)	48
31st	Scarsdale	20
32nd	Bronxville	17
33rd	Purchase	17
34th	Hastings	3
35th	Briarcliff	2
36th	Irvington	0
37th	Mamaroneck	0
38th	Mount Vernon	0

County Total 30,187

*Take and Make Kits not associated with library sponsored programs were also included as one-to-one session counts and attendance.

Library Activity: Public Internet Use

Includes sessions on Public Terminals

Library	Number of Uses	Rank	Percent Difference From 2022
Ardsley	4,680	1st Pound Ridge	78.08%
Bedford Free	1,550	2nd Chappaqua	61.23%
Bedford Hills	363	3rd Ruth Keeler (North Salem)	54.31%
Briarcliff	887	4th Purchase	48.68%
Bronxville	5,994	5th Dobbs Ferry	48.00%
Chappaqua	3,552	6th Pelham	43.12%
Croton	3,128	7th Irvington	42.77%
Dobbs Ferry	2,000	8th Larchmont	38.96%
Eastchester	2,984	9th Mount Kisco	37.51%
Greenburgh	14,461	10th Katonah	34.15%
Harrison	6,828	11th Tuckahoe	32.99%
Hastings	1,150	12th Ossining	30.72%
Hendrick Hudson (Montrose)	4,299	13th Somers	28.27%
Irvington	1,735	14th John C. Hart (Yorktown)	27.82%
John C. Hart (Yorktown)	6,746	15th White Plains	27.33%
Katonah	1,511	16th Eastchester	24.87%
Larchmont	6,284	17th Bronxville	24.39%
Lewisboro	756	18th Briarcliff	23.11%
Mamaroneck	7,429	19th Croton	19.66%
Mount Kisco	3,423	20th The Field Library (Peekskill)	19.42%
Mount Pleasant	3,203	21st Harrison	18.76%
Mount Vernon		22nd Scarsdale	14.10%
New Rochelle	28,275	23rd Hendrick Hudson (Montrose)	14.05%
North Castle (Armonk)	984	24th Greenburgh	11.94%
Ossining	18,246	25th Yonkers	5.59%
Pelham	2,959	26th New Rochelle	5.02%
Port Chester	41,211	27th Mamaroneck	2.41%
Pound Ridge	3,650	28th Lewisboro	1.98%
Purchase	608	29th North Castle (Armonk)	1.32%
Ruth Keeler	1,926	30th Port Chester	0.26%
Rye	3,052	31st Bedford Hills	-1.10%
Scarsdale	6,752	32nd Hastings	-4.35%
Somers	1,263	33rd Warner (Tarrytown)	-10.01%
The Field Library	7,617	34th Rye	-21.76%
Tuckahoe	1,440	35th Bedford Free	-118.06%
Warner (Tarrytown)	4,087	36th Ardsley	-147.22%
White Plains	102,103	37th Mount Pleasant	-413.30%
Yonkers	45,944	38th Mount Vernon	
County Total	353,080		

Library Activity: Wireless Sessions

Library	Wireless Sessions	Rank	Percent Difference From 2022
Ardsley	3,574	1st Chappaqua*	N/A
Bedford Free	1,420	2nd North Castle (Armonk)	81.16%
Bedford Hills	850	3rd Pound Ridge	77.80%
Briarcliff	3,035	4th New Rochelle	55.72%
Bronxville	11,050	5th Ardsley	51.37%
Chappaqua	20,071	6th Irvington	51.21%
Croton	9,565	7th Dobbs Ferry	50.61%
Dobbs Ferry	4,604	8th Eastchester	50.06%
Eastchester	9,113	9th Scarsdale	49.92%
Greenburgh	91,025	10th Bedford Free	49.30%
Harrison	9,880	11th Mount Pleasant	48.64%
Hastings	1,600	12th Larchmont	43.63%
Hendrick Hudson (Montrose)	11,009	13th John C. Hart (Yorktown)	42.72%
Irvington	3,974	14th The Field Library (Peekskill)	37.78%
John C. Hart (Yorktown)	8,572	15th Lewisboro	34.71%
Katonah	5,312	16th Rye	33.88%
Larchmont	18,272	17th Pelham	33.67%
Lewisboro	3,558	18th Greenburgh	33.16%
Mamaroneck	14,965	19th Croton	28.02%
Mount Kisco	11,023	20th Purchase	25.35%
Mount Pleasant	17,667	21st Port Chester	22.43%
Mount Vernon		22nd Hendrick Hudson (Montrose)	22.11%
New Rochelle	16,461	23rd Bedford Hills	21.53%
North Castle (Armonk)	5,309	24th White Plains	20.00%
Ossining	17,592	25th Mount Kisco	19.61%
Pelham	4,318	26th Briarcliff	15.39%
Port Chester	5,167	27th Tuckahoe	14.54%
Pound Ridge	2,252	28th Harrison	12.02%
Purchase	1,361	29th Yonkers	10.56%
Ruth Keeler (North Salem)	297	30th Hastings	6.25%
Rye	12,552	31st Ruth Keeler (North Salem)	5.05%
Scarsdale	74,552	32nd Bronxville	4.48%
Somers	3,842	33rd Warner (Tarrytown)	-3.24%
The Field Library (Peekskill)	10,655	34th Mamaroneck	-4.08%
Tuckahoe	2,166	35th Somers	-27.85%
Warner (Tarrytown)	17,750	36th Ossining	-72.35%
White Plains	507,780	37th Katonah	-278.54%
Yonkers	55,551	38th Mount Vernon	
County Total	997,744		

*Chappaqua did not report wireless statistics in the 2022 Annual Report.

Financials: Operating Receipts

Alphabetical

Ardasley	\$642,996
Bedford Free	\$572,498
Bedford Hills	\$600,380
Briarcliff	\$685,773
Bronxville	\$1,448,311
Chappaqua	\$3,534,849
Croton	\$1,063,026
Dobbs Ferry	\$900,497
Eastchester	\$2,127,791
Greenburgh	\$4,709,032
Harrison	\$2,879,838
Hastings	\$1,109,228
Hendrick Hudson (Montrose)	\$1,539,066
Irvington	\$1,159,871
John C. Hart (Yorktown)	\$2,822,012
Katonah	\$1,069,792
Larchmont	\$2,374,027
Lewisboro	\$691,557
Mamaroneck	\$2,827,514
Mount Kisco	\$1,815,869
Mount Pleasant	\$2,970,828
Mount Vernon	
New Rochelle	\$6,719,475
North Castle (Armonk)	\$1,658,045
Ossining	\$4,613,119
Pelham	\$861,574
Port Chester	\$1,868,436
Pound Ridge	\$841,121
Purchase	\$255,714
Ruth Keeler (North Salem)	\$559,010
Rye	\$1,750,946
Scarsdale	\$3,131,068
Somers	\$1,190,206
The Field Library (Peekskill)	\$1,721,408
Tuckahoe	\$559,574
Warner (Tarrytown)	\$1,753,034
White Plains	\$6,653,442
Yonkers	\$11,169,028

Rank Order

1st	Yonkers	\$11,169,028
2nd	New Rochelle	\$6,719,475
3rd	White Plains	\$6,653,442
4th	Greenburgh	\$4,709,032
5th	Ossining	\$4,613,119
6th	Chappaqua	\$3,534,849
7th	Scarsdale	\$3,131,068
8th	Mount Pleasant	\$2,970,828
9th	Harrison	\$2,879,838
10th	Mamaroneck	\$2,827,514
11th	John C. Hart (Yorktown)	\$2,822,012
12th	Larchmont	\$2,374,027
13th	Eastchester	\$2,127,791
14th	Port Chester	\$1,868,436
15th	Mount Kisco	\$1,815,869
16th	Warner (Tarrytown)	\$1,753,034
17th	Rye	\$1,750,946
18th	The Field Library (Peekskill)	\$1,721,408
19th	North Castle (Armonk)	\$1,658,045
20th	Hendrick Hudson (Montrose)	\$1,539,066
21st	Bronxville	\$1,448,311
22nd	Somers	\$1,190,206
23rd	Irvington	\$1,159,871
24th	Hastings	\$1,109,228
25th	Katonah	\$1,069,792
26th	Croton	\$1,063,026
27th	Dobbs Ferry	\$900,497
28th	Pelham	\$861,574
29th	Pound Ridge	\$841,121
30th	Lewisboro	\$691,557
31st	Briarcliff	\$685,773
32nd	Ardasley	\$642,996
33rd	Bedford Hills	\$600,380
34th	Bedford Free	\$572,498
35th	Tuckahoe	\$559,574
36th	Ruth Keeler (North Salem)	\$559,010
37th	Purchase	\$255,714
38th	Mount Vernon	

County Total \$82,849,955

Financials: Local Public Support

Alphabetical

Ardsley	\$637,513
Bedford Free	\$425,856
Bedford Hills	\$492,579
Briarcliff	\$633,809
Bronxville	\$1,371,668
Chappaqua	\$3,431,254
Croton	\$954,071
Dobbs Ferry	\$844,663
Eastchester	\$2,058,467
Greenburgh	\$4,381,106
Harrison	\$2,793,829
Hastings	\$1,043,121
Hendrick Hudson (Montrose)	\$1,436,392
Irvington	\$1,064,744
John C. Hart (Yorktown)	\$2,575,995
Katonah	\$734,227
Larchmont	\$2,310,166
Lewisboro	\$495,806
Mamaroneck	\$2,740,088
Mount Kisco	\$1,803,000
Mount Pleasant	\$2,912,621
Mount Vernon	
New Rochelle	\$6,205,847
North Castle (Armonk)	\$1,633,787
Ossining	\$4,322,707
Pelham	\$755,219
Port Chester	\$1,673,170
Pound Ridge	\$774,297
Purchase	\$249,696
Ruth Keeler (North Salem)	\$407,000
Rye	\$1,360,000
Scarsdale	\$3,095,000
Somers	\$1,116,502
The Field Library (Peekskill)	\$1,538,939
Tuckahoe	\$554,000
Warner (Tarrytown)	\$1,693,221
White Plains	\$6,610,557
Yonkers	\$11,100,217

Rank Order

1st	Yonkers	\$ 11,100,217
2nd	White Plains	\$6,610,557
3rd	New Rochelle	\$6,205,847
4th	Greenburgh	\$4,381,106
5th	Ossining	\$4,322,707
6th	Chappaqua	\$3,431,254
7th	Scarsdale	\$3,095,000
8th	Mount Pleasant	\$2,912,621
9th	Harrison	\$2,793,829
10th	Mamaroneck	\$2,740,088
11th	John C. Hart (Yorktown)	\$2,575,995
12th	Larchmont	\$2,310,166
13th	Eastchester	\$2,058,467
14th	Mount Kisco	\$1,803,000
15th	Warner (Tarrytown)	\$1,693,221
16th	Port Chester	\$1,673,170
17th	North Castle (Armonk)	\$1,633,787
18th	The Field Library (Peekskill)	\$1,538,939
19th	Hendrick Hudson (Montrose)	\$1,436,392
20th	Bronxville	\$1,371,668
21st	Rye	\$1,360,000
22nd	Somers	\$1,116,502
23rd	Irvington	\$1,064,744
24th	Hastings	\$1,043,121
25th	Croton	\$954,071
26th	Dobbs Ferry	\$844,663
27th	Pound Ridge	\$774,297
28th	Pelham	\$755,219
29th	Katonah	\$734,227
30th	Ardsley	\$637,513
31st	Briarcliff	\$633,809
32nd	Tuckahoe	\$554,000
33rd	Lewisboro	\$495,806
34th	Bedford Hills	\$492,579
35th	Bedford Free	\$425,856
36th	Ruth Keeler (North Salem)	\$407,000
37th	Purchase	\$249,696
38th	Mount Vernon	

County Total **\$78,231,134**

Financials:

Operating Receipts & Local Public Support

	Operating Receipts	Local Support	Local Support as % Operating Receipts
2,500-4,999			
Bedford Free	\$572,498	\$425,856	74.39%
5,000-14,999			
Mount Kisco	\$1,815,869	\$1,803,000	99.29%
Ardsey	\$642,996	\$637,513	99.15%
Tuckahoe	\$559,574	\$554,000	99.00%
North Castle (Armonk)	\$1,658,045	\$1,633,787	98.54%
Purchase	\$255,714	\$249,696	97.65%
Bronxville	\$1,448,311	\$1,371,668	94.71%
Hastings	\$1,109,228	\$1,043,121	94.04%
Dobbs Ferry	\$900,497	\$844,663	93.80%
Briarcliff Manor	\$685,773	\$633,809	92.42%
Pound Ridge	\$841,121	\$774,297	92.06%
Irvington	\$1,159,871	\$1,064,744	91.80%
Croton	\$1,063,026	\$954,071	89.75%
Pelham	\$861,574	\$755,219	87.66%
Bedford Hills	\$600,380	\$492,579	82.04%
Ruth Keeler (North Salem)	\$559,010	\$407,000	72.81%
Lewisboro	\$691,557	\$495,806	71.69%
Katonah	\$1,069,792	\$734,227	68.63%
15,000-24,999			
Scarsdale	\$3,131,068	\$3,095,000	98.85%
Larchmont	\$2,374,027	\$2,310,166	97.31%
Chappaqua	\$3,534,849	\$3,431,254	97.07%
Mamaroneck	\$2,827,514	\$2,740,088	96.91%
Eastchester	\$2,127,791	\$2,058,467	96.74%
Warner (Tarrytown)	\$1,753,034	\$1,693,221	96.59%
Somers	\$1,190,206	\$1,116,502	93.81%
Hendrick Hudson (Montrose)	\$1,539,066	\$1,436,392	93.33%
Rye Free	\$1,750,946	\$1,360,000	77.67%
25,000-99,999			
White Plains	\$6,653,442	\$6,610,557	99.36%
Mount Pleasant	\$2,970,828	\$2,912,621	98.04%
Harrison	\$2,879,838	\$2,793,829	97.01%
Ossining	\$4,613,119	\$4,322,707	93.70%
Greenburgh	\$4,709,032	\$4,381,106	93.04%
New Rochelle	\$6,719,475	\$6,205,847	92.36%
John C. Hart (Yorktown)	\$2,822,012	\$2,575,995	91.28%
Port Chester	\$1,868,436	\$1,673,170	89.55%
The Field Library (Peekskill)	\$1,721,408	\$1,538,939	89.40%
Mount Vernon			
100,000+			
Yonkers	\$11,169,028	\$11,100,217	99.38%

Financials:

Local Public Support Change From 2022

2023 – 2022 Comparison

Alphabetical

Ardsley	4.43%
Bedford Free	4.70%
Bedford Hills	7.11%
Briarcliff	4.20%
Bronxville	-0.75%
Chappaqua	2.92%
Croton	2.32%
Dobbs Ferry	19.34%
Eastchester	2.19%
Greenburgh	4.74%
Harrison	2.57%
Hastings	14.31%
Hendrick Hudson (Montrose)	-12.64%
Irvington	8.21%
John C. Hart (Yorktown)	1.33%
Katonah	6.13%
Larchmont	1.96%
Lewisboro	8.05%
Mamaroneck	-3.97%
Mount Kisco	0.00%
Mount Pleasant	1.89%
Mount Vernon	
New Rochelle	4.86%
North Castle (Armonk)	20.61%
Ossining	2.18%
Pelham	11.08%
Port Chester	2.13%
Pound Ridge	0.00%
Purchase	0.00%
Ruth Keeler (North Salem)	4.18%
Rye	1.84%
Scarsdale	-30.89%
Somers	5.78%
The Field Library (Peekskill)	8.23%
Tuckahoe	5.25%
Warner (Tarrytown)	-0.51%
White Plains	-0.71%
Yonkers	2.35%

Rank Order

1st	North Castle (Armonk)	20.61%
2nd	Dobbs Ferry	19.34%
3rd	Hastings	14.31%
4th	Pelham	11.08%
5th	The Field Library (Peekskill)	8.23%
6th	Irvington	8.21%
7th	Lewisboro	8.05%
8th	Bedford Hills	7.11%
9th	Katonah	6.13%
10th	Somers	5.78%
11th	Tuckahoe	5.25%
12th	New Rochelle	4.86%
13th	Greenburgh	4.74%
14th	Bedford Free	4.70%
15th	Ardsley	4.43%
16th	Briarcliff	4.20%
17th	Ruth Keeler (North Salem)	4.18%
18th	Chappaqua	2.92%
19th	Harrison	2.57%
20th	Yonkers	2.35%
21st	Croton	2.32%
22nd	Eastchester	2.19%
23rd	Ossining	2.18%
24th	Port Chester	2.13%
25th	Larchmont	1.96%
26th	Mount Pleasant	1.89%
27th	Rye	1.84%
28th	John C. Hart (Yorktown)	1.33%
29th	Mount Kisco	0.00%
30th	Mount Vernon	
31st	Pound Ridge	0.00%
32nd	Purchase	0.00%
33rd	Warner (Tarrytown)	-0.51%
34th	White Plains	-0.71%
35th	Bronxville	-0.75%
36th	Mamaroneck	-3.97%
37th	Hendrick Hudson (Montrose)	-12.64%
38th	Scarsdale	-30.89%

County Average **1.58%**

Financials:

Local Public Support Change From 2020

2023 – 2020 Comparison

Alphabetical

Ardsley	4.75%
Bedford Free	10.10%
Bedford Hills	13.62%
Briarcliff	4.28%
Bronxville	9.08%
Chappaqua	8.40%
Croton	7.36%
Dobbs Ferry	16.50%
Eastchester	0.79%
Greenburgh	9.03%
Harrison	6.06%
Hastings	13.54%
Hendrick Hudson (Montrose)	-12.16%
Irvington	9.69%
John C. Hart (Yorktown)	2.45%
Katonah	13.35%
Larchmont	2.81%
Lewisboro	11.64%
Mamaroneck	-3.97%
Mount Kisco	1.66%
Mount Pleasant	3.82%
Mount Vernon	
New Rochelle	7.61%
North Castle (Armonk)	-2.82%
Ossining	5.50%
Pelham	14.71%
Port Chester	6.07%
Pound Ridge	0.00%
Purchase	3.88%
Ruth Keeler (North Salem)	11.40%
Rye	17.65%
Scarsdale	-19.36%
Somers	1.30%
The Field Library (Peekskill)	19.12%
Tuckahoe	11.21%
Warner (Tarrytown)	4.10%
White Plains	4.73%
Yonkers	14.28%

County Average -0.12%

Rank Order

1st	The Field Library (Peekskill)	19.12%
2nd	Rye	17.65%
3rd	Dobbs Ferry	16.50%
4th	Pelham	14.71%
5th	Yonkers	14.28%
6th	Bedford Hills	13.62%
7th	Hastings	13.54%
8th	Katonah	13.35%
9th	Lewisboro	11.64%
10th	Ruth Keeler (North Salem)	11.40%
11th	Tuckahoe	11.21%
12th	Bedford Free	10.10%
13th	Irvington	9.69%
14th	Bronxville	9.08%
15th	Greenburgh	9.03%
16th	Chappaqua	8.40%
17th	New Rochelle	7.61%
18th	Croton	7.36%
19th	Port Chester	6.07%
20th	Harrison	6.06%
21st	Ossining	5.50%
22nd	Ardsley	4.75%
23rd	White Plains	4.73%
24th	Briarcliff	4.28%
25th	Warner (Tarrytown)	4.10%
26th	Purchase	3.88%
27th	Mount Pleasant	3.82%
28th	Larchmont	2.81%
29th	John C. Hart (Yorktown)	2.45%
30th	Mount Kisco	1.66%
31st	Somers	1.30%
32nd	Eastchester	0.79%
33rd	Mount Vernon	
34th	Pound Ridge	0.00%
35th	North Castle (Armonk)	-2.82%
36th	Mamaroneck	-3.97%
37th	Hendrick Hudson (Montrose)	-12.16%
38th	Scarsdale	-19.36%

Financials:

Local Public Support Change From 2017

2023 – 2017 Comparison

Alphabetical

Ardasley	17.52%
Bedford Free	16.67%
Bedford Hills	19.49%
Briarcliff	6.15%
Bronxville	6.10%
Chappaqua	13.11%
Croton	12.79%
Dobbs Ferry	24.96%
Eastchester	19.65%
Greenburgh	15.78%
Harrison	12.33%
Hastings	19.88%
Hendrick Hudson (Montrose)	4.09%
Irvington	23.89%
John C. Hart (Yorktown)	9.91%
Katonah	17.16%
Larchmont	7.68%
Lewisboro	20.49%
Mamaroneck	1.07%
Mount Kisco	1.61%
Mount Pleasant	8.55%
Mount Vernon	
New Rochelle	20.24%
North Castle (Armonk)	0.28%
Ossining	10.64%
Pelham	24.46%
Port Chester	12.58%
Pound Ridge	0.00%
Purchase	9.74%
Ruth Keeler (North Salem)	19.44%
Rye	9.56%
Scarsdale	-22.47%
Somers	9.65%
The Field Library (Peekskill)	34.38%
Tuckahoe	10.11%
Warner (Tarrytown)	13.03%
White Plains	8.93%
Yonkers	16.63%

Rank Order

1st	The Field Library (Peekskill)	34.38%
2nd	Dobbs Ferry	24.96%
3rd	Pelham	24.46%
4th	Irvington	23.89%
5th	Lewisboro	20.49%
6th	New Rochelle	20.24%
7th	Hastings	19.88%
8th	Eastchester	19.65%
9th	Bedford Hills	19.49%
10th	Ruth Keeler (North Salem)	19.44%
11th	Ardasley	17.52%
12th	Katonah	17.16%
13th	Bedford Free	16.67%
14th	Yonkers	16.63%
15th	Greenburgh	15.78%
16th	Chappaqua	13.11%
17th	Warner (Tarrytown)	13.03%
18th	Croton	12.79%
19th	Port Chester	12.58%
20th	Harrison	12.33%
21st	Ossining	10.64%
22nd	Tuckahoe	10.11%
23rd	John C. Hart (Yorktown)	9.91%
24th	Purchase	9.74%
25th	Somers	9.65%
26th	Rye	9.56%
27th	White Plains	8.93%
28th	Mount Pleasant	8.55%
29th	Larchmont	7.68%
30th	Briarcliff	6.15%
31st	Bronxville	6.10%
32nd	Hendrick Hudson (Montrose)	4.09%
33rd	Mount Kisco	1.61%
34th	Mamaroneck	1.07%
35th	North Castle (Armonk)	0.28%
36th	Pound Ridge	0.00%
37th	Scarsdale	-22.47%
38th	Mount Vernon	

County Average 5.92%

Financials:

Local Public Support Per Population Served

Alphabetical

Ardasley	\$61.79
Bedford Free	\$96.09
Bedford Hills	\$74.28
Briarcliff	\$83.74
Bronxville	\$206.08
Chappaqua	\$203.89
Croton	\$98.43
Dobbs Ferry	\$73.19
Eastchester	\$98.49
Greenburgh	\$94.35
Harrison	\$99.01
Hastings	\$121.43
Hendrick Hudson (Montrose)	\$85.23
Irvington	\$160.06
John C. Hart (Yorktown)	\$54.76
Katonah	\$117.27
Larchmont	\$118.59
Lewisboro	\$40.42
Mamaroneck	\$135.98
Mount Kisco	\$164.52
Mount Pleasant	\$92.69
Mount Vernon	
New Rochelle	\$77.84
North Castle (Armonk)	\$131.67
Ossining	\$116.92
Pelham	\$57.75
Port Chester	\$40.09
Pound Ridge	\$152.36
Purchase	\$41.56
Ruth Keeler (North Salem)	\$77.63
Rye	\$81.97
Scarsdale	\$169.56
Somers	\$51.83
The Field Library (Peekskill)	\$53.81
Tuckahoe	\$78.20
Warner (Tarrytown)	\$74.07
White Plains	\$110.99
Yonkers	\$52.47

Rank Order

1st	Bronxville	\$206.08
2nd	Chappaqua	\$203.89
3rd	Scarsdale	\$169.56
4th	Mount Kisco	\$164.52
5th	Irvington	\$160.06
6th	Pound Ridge	\$152.36
7th	Mamaroneck	\$135.98
8th	North Castle (Armonk)	\$131.67
9th	Hastings	\$121.43
10th	Larchmont	\$118.59
11th	Katonah	\$117.27
12th	Ossining	\$116.92
13th	White Plains	\$110.99
14th	Harrison	\$99.01
15th	Eastchester	\$98.49
16th	Croton	\$98.43
17th	Bedford Free	\$96.09
18th	Greenburgh	\$94.35
19th	Mount Pleasant	\$92.69
20th	Hendrick Hudson (Montrose)	\$85.23
21st	Briarcliff	\$83.74
22nd	Rye	\$81.97
23rd	Tuckahoe	\$78.20
24th	New Rochelle	\$77.84
25th	Ruth Keeler (North Salem)	\$77.63
26th	Bedford Hills	\$74.28
27th	Warner (Tarrytown)	\$74.07
28th	Dobbs Ferry	\$73.19
29th	Ardasley	\$61.79
30th	Pelham	\$57.75
31st	John C. Hart (Yorktown)	\$54.76
32nd	The Field Library (Peekskill)	\$53.81
33rd	Yonkers	\$52.47
34th	Somers	\$51.83
35th	Purchase	\$41.56
36th	Lewisboro	\$40.42
37th	Port Chester	\$40.09
38th	Mount Vernon	

County Total **\$96.03**

Financials:

Local Public Support Per Cardholder

Alphabetical

Ardsley	\$139.53
Bedford Free	\$149.58
Bedford Hills	\$172.35
Briarcliff	\$157.86
Bronxville	\$346.64
Chappaqua	\$288.61
Croton	\$135.60
Dobbs Ferry	\$126.81
Eastchester	\$195.75
Greenburgh	\$190.35
Harrison	\$193.65
Hastings	\$178.49
Hendrick Hudson (Montrose)	\$175.83
Irvington	\$246.75
John C. Hart (Yorktown)	\$116.10
Katonah	\$193.07
Larchmont	\$169.22
Lewisboro	\$73.53
Mamaroneck	\$242.85
Mount Kisco	\$307.63
Mount Pleasant	\$165.20
Mount Vernon	
New Rochelle	\$165.53
North Castle (Armonk)	\$316.32
Ossining	\$197.05
Pelham	\$98.63
Port Chester	\$102.27
Pound Ridge	\$244.57
Purchase	\$123.19
Ruth Keeler (North Salem)	\$122.92
Rye	\$105.79
Scarsdale	\$242.33
Somers	\$85.36
The Field Library (Peekskill)	\$105.43
Tuckahoe	\$154.19
Warner (Tarrytown)	\$124.09
White Plains	\$185.90
Yonkers	\$97.86

Rank Order

1st	Bronxville	\$346.64
2nd	North Castle (Armonk)	\$316.32
3rd	Mount Kisco	\$307.63
4th	Chappaqua	\$288.61
5th	Irvington	\$246.75
6th	Pound Ridge	\$244.57
7th	Mamaroneck	\$242.85
8th	Scarsdale	\$242.33
9th	Ossining	\$197.05
10th	Eastchester	\$195.75
11th	Harrison	\$193.65
12th	Katonah	\$193.07
13th	Greenburgh	\$190.35
14th	White Plains	\$185.90
15th	Hastings	\$178.49
16th	Hendrick Hudson (Montrose)	\$175.83
17th	Bedford Hills	\$172.35
18th	Larchmont	\$169.22
19th	New Rochelle	\$165.53
20th	Mount Pleasant	\$165.20
21st	Briarcliff	\$157.86
22nd	Tuckahoe	\$154.19
23rd	Bedford Free	\$149.58
24th	Ardsley	\$139.53
25th	Croton	\$135.60
26th	Dobbs Ferry	\$126.81
27th	Warner (Tarrytown)	\$124.09
28th	Purchase	\$123.19
29th	Ruth Keeler (North Salem)	\$122.92
30th	John C. Hart (Yorktown)	\$116.10
31st	Rye	\$105.79
32nd	The Field Library (Peekskill)	\$105.43
33rd	Port Chester	\$102.27
34th	Pelham	\$98.63
35th	Yonkers	\$97.86
36th	Somers	\$85.36
37th	Lewisboro	\$73.53
38th	Mount Vernon	

County Average \$169.39

Financials: Operating Expense

Alphabetical

Ardsley	\$609,103
Bedford Free	\$624,451
Bedford Hills	\$633,368
Briarcliff	\$660,773
Bronxville	\$1,448,311
Chappaqua	\$3,493,425
Croton	\$949,772
Dobbs Ferry	\$768,694
Eastchester	\$2,174,725
Greenburgh	\$4,709,032
Harrison	\$2,661,445
Hastings	\$1,113,229
Hendrick Hudson (Montrose)	\$1,529,491
Irvington	\$1,071,943
John C. Hart (Yorktown)	\$2,582,568
Katonah	\$930,563
Larchmont	\$2,338,097
Lewisboro	\$696,500
Mamaroneck	\$3,472,173
Mount Kisco	\$1,836,227
Mount Pleasant	\$2,750,617
Mount Vernon	
New Rochelle	\$6,569,426
North Castle (Armonk)	\$1,926,054
Ossining	\$4,223,234
Pelham	\$910,997
Port Chester	\$1,861,351
Pound Ridge	\$880,981
Purchase	\$242,261
Ruth Keeler (North Salem)	\$487,047
Rye	\$1,815,183
Scarsdale	\$4,001,681
Somers	\$1,293,634
The Field Library (Peekskill)	\$1,757,524
Tuckahoe	\$558,861
Warner (Tarrytown)	\$1,736,638
White Plains	\$6,515,032
Yonkers	\$11,169,028

County Total \$83,003,439

Rank Order

1st	Yonkers	\$11,169,028
2nd	New Rochelle	\$6,569,426
3rd	White Plains	\$6,515,032
4th	Greenburgh	\$4,709,032
5th	Ossining	\$4,223,234
6th	Scarsdale	\$4,001,681
7th	Chappaqua	\$3,493,425
8th	Mamaroneck	\$3,472,173
9th	Mount Pleasant	\$2,750,617
10th	Harrison	\$2,661,445
11th	John C. Hart (Yorktown)	\$2,582,568
12th	Larchmont	\$2,338,097
13th	Eastchester	\$2,174,725
14th	North Castle (Armonk)	\$1,926,054
15th	Port Chester	\$1,861,351
16th	Mount Kisco	\$1,836,227
17th	Rye	\$1,815,183
18th	The Field Library (Peekskill)	\$1,757,524
19th	Warner (Tarrytown)	\$1,736,638
20th	Hendrick Hudson (Montrose)	\$1,529,491
21st	Bronxville	\$1,448,311
22nd	Somers	\$1,293,634
23rd	Hastings	\$1,113,229
24th	Irvington	\$1,071,943
25th	Croton	\$949,772
26th	Katonah	\$930,563
27th	Pelham	\$910,997
28th	Pound Ridge	\$880,981
29th	Dobbs Ferry	\$768,694
30th	Lewisboro	\$696,500
31st	Briarcliff	\$660,773
32nd	Bedford Hills	\$633,368
33rd	Bedford Free	\$624,451
34th	Ardsley	\$609,103
35th	Tuckahoe	\$558,861
36th	Ruth Keeler (North Salem)	\$487,047
37th	Purchase	\$242,261
38th	Mount Vernon	

Financials: Operating Expense Change

Operating Expense Year Over Year and Percent Change Ranked For Libraries by Population Served Including Contract Areas

Library	Operating Expense 2023	Operating Expense 2022	Year Over Year % Change
2,500-4,999			
Bedford Free	\$624,451	\$632,276	-1.25%
5,000-14,999			
Bedford Hills	\$633,368	\$539,740	14.78%
Pelham	\$910,997	\$779,778	14.40%
Pound Ridge	\$880,981	\$776,412	11.87%
Dobbs Ferry	\$768,694	\$685,550	10.82%
Ardsley	\$609,103	\$561,219	7.86%
Croton	\$949,772	\$880,437	7.30%
Irvington	\$1,071,943	\$994,533	7.22%
Lewisboro	\$696,500	\$651,405	6.47%
Tuckahoe	\$558,861	\$524,895	6.08%
Briarcliff Manor	\$660,773	\$625,137	5.39%
Bronxville	\$1,448,311	\$1,441,432	0.47%
Purchase	\$242,261	\$242,393	-0.05%
Hastings	\$1,529,491	\$1,552,082	-1.48%
Ruth Keeler (North Salem)	\$487,047	\$500,879	-2.84%
North Castle (Armonk)	\$1,926,054	\$2,041,307	-5.98%
Mount Kisco	\$1,836,227	\$2,004,589	-9.17%
Katonah	\$930,563	\$1,119,017	-20.25%
15,000-24,999			
Chappaqua	\$3,493,425	\$3,065,140	12.26%
Eastchester	\$2,174,725	\$1,958,493	9.94%
Somers	\$1,293,634	\$1,170,826	9.49%
Scarsdale	\$4,001,681	\$3,624,830	9.42%
Mamaroneck	\$3,472,173	\$3,311,753	4.62%
Larchmont	\$2,338,097	\$2,235,608	4.38%
Warner (Tarrytown)	\$1,736,638	\$1,682,864	3.10%
Hendrick Hudson (Montrose)	\$1,529,491	\$1,552,082	-1.48%
Rye	\$1,815,183	\$1,953,048	-7.60%
25,000-99,999			
Greenburgh	\$4,709,032	\$4,215,608	10.48%
New Rochelle	\$6,569,426	\$6,227,812	5.20%
Ossining	\$4,223,234	\$4,024,222	4.71%
John C. Hart (Yorktown)	\$2,582,568	\$2,496,498	3.33%
Port Chester	\$1,861,351	\$1,815,960	2.44%
White Plains	\$6,515,032	\$6,564,795	-0.76%
Harrison	\$2,661,445	\$2,706,245	-1.68%
The Field Library (Peekskill)	\$1,757,524	\$1,789,507	-1.82%
Mount Pleasant	\$2,750,617	\$2,932,082	-6.60%
Mount Vernon			
100,000+			
Yonkers	\$11,169,028	\$10,902,724	2.38%

Financials: Library Materials Expense

Library	Materials Expense	% of Operating Expense	Rank	Library	Materials as % of Operating Expense
Ardsley	\$29,358	4.82%	1st	Rye	9.88%
Bedford Free	\$50,180	8.04%	2nd	North Castle (Armonk)	8.76%
Bedford Hills	\$37,762	5.96%	3rd	Mount Pleasant	8.54%
Briarcliff	\$43,389	6.57%	4th	Purchase	8.23%
Bronxville	\$94,849	6.55%	5th	Katonah	8.09%
Chappaqua	\$164,123	4.70%	6th	Bedford Free	8.04%
Croton	\$65,064	6.85%	7th	Irvington	7.67%
Dobbs Ferry	\$39,680	5.16%	8th	John C. Hart (Yorktown)	7.56%
Eastchester	\$105,076	4.83%	9th	Somers	7.16%
Greenburgh	\$237,706	5.05%	10th	Croton	6.85%
Harrison	\$130,913	4.92%	11th	Larchmont	6.72%
Hastings	\$28,710	2.58%	12th	Briarcliff	6.57%
Hendrick Hudson (Montrose)	\$73,223	4.79%	13th	Bronxville	6.55%
Irvington	\$82,216	7.67%	14th	Yonkers	6.41%
John C. Hart (Yorktown)	\$195,116	7.56%	15th	Scarsdale	6.35%
Katonah	\$75,320	8.09%	16th	Lewisboro	6.30%
Larchmont	\$157,184	6.72%	17th	White Plains	5.97%
Lewisboro	\$43,875	6.30%	18th	Tuckahoe	5.97%
Mamaroneck	\$108,864	3.14%	19th	Bedford Hills	5.96%
Mount Kisco	\$66,591	3.63%	20th	Ossining	5.47%
Mount Pleasant	\$234,820	8.54%	21st	The Field Library (Peekskill)	5.34%
Mount Vernon			22nd	Dobbs Ferry	5.16%
New Rochelle	\$295,441	4.50%	23rd	Pelham	5.12%
North Castle (Armonk)	\$168,637	8.76%	24th	Greenburgh	5.05%
Ossining	\$231,196	5.47%	25th	Harrison	4.92%
Pelham	\$46,639	5.12%	26th	Eastchester	4.83%
Port Chester	\$77,543	4.17%	27th	Ardsley	4.82%
Pound Ridge	\$41,341	4.69%	28th	Hendrick Hudson (Montrose)	4.79%
Purchase	\$19,948	8.23%	29th	Chappaqua	4.70%
Ruth Keeler (North Salem)	\$13,484	2.77%	30th	Pound Ridge	4.69%
Rye	\$179,366	9.88%	31st	New Rochelle	4.50%
Scarsdale	\$254,016	6.35%	32nd	Port Chester	4.17%
Somers	\$92,611	7.16%	33rd	Warner (Tarrytown)	3.79%
The Field Library (Peekskill)	\$93,888	5.34%	34th	Mount Kisco	3.63%
Tuckahoe	\$33,341	5.97%	35th	Mamaroneck	3.14%
Warner (Tarrytown)	\$65,779	3.79%	36th	Ruth Keeler (North Salem)	2.77%
White Plains	\$389,116	5.97%	37th	Hastings	2.58%
Yonkers	\$715,988	6.41%	38th	Mount Vernon	
County Total	\$4,782,353			County Average	5.76%

Financials: Personnel Expense

Includes benefits

Library		Rank Order		Personnel as % of Operating Budget
Ardasley	\$461,523	1st	Tuckahoe	84.74%
Bedford Free	\$404,699	2nd	Eastchester	82.94%
Bedford Hills	\$402,816	3rd	Harrison	82.32%
Briarcliff	\$477,146	4th	Scarsdale	81.25%
Bronxville	\$996,081	5th	Larchmont	77.76%
Chappaqua	\$2,551,500	6th	Warner (Tarrytown)	77.73%
Croton	\$661,927	7th	John C. Hart (Yorktown)	76.35%
Dobbs Ferry	\$554,530	8th	Ardasley	75.77%
Eastchester	\$1,803,623	9th	Port Chester	75.15%
Greenburgh	\$3,351,848	10th	Hastings	73.75%
Harrison	\$2,190,893	11th	Mount Pleasant	73.07%
Hastings	\$820,957	12th	Chappaqua	73.04%
Hendrick Hudson (Montrose)	\$864,426	13th	Yonkers	72.36%
Irvington	\$708,279	14th	Briarcliff	72.21%
John C. Hart (Yorktown)	\$1,971,774	15th	Dobbs Ferry	72.14%
Katonah	\$642,524	16th	Somers	71.70%
Larchmont	\$1,818,169	17th	Greenburgh	71.18%
Lewisboro	\$486,391	18th	Lewisboro	69.83%
Mamaroneck	\$2,071,847	19th	Croton	69.69%
Mount Kisco	\$871,210	20th	Pelham	69.22%
Mount Pleasant	\$2,009,914	21st	Katonah	69.05%
Mount Vernon		22nd	Bronxville	68.78%
New Rochelle	\$4,516,445	23rd	New Rochelle	68.75%
North Castle (Armonk)	\$1,175,400	24th	White Plains	68.72%
Ossining	\$2,897,638	25th	Ossining	68.61%
Pelham	\$630,567	26th	Rye	68.09%
Port Chester	\$1,398,877	27th	The Field Library Peekskill)	66.81%
Pound Ridge	\$335,740	28th	Irvington	66.07%
Purchase	\$145,829	29th	Bedford Free	64.81%
Ruth Keeler (North Salem)	\$303,835	30th	Bedford Hills	63.60%
Rye	\$1,236,048	31st	Ruth Keeler (North Salem)	62.38%
Scarsdale	\$3,251,504	32nd	North Castle (Armonk)	61.03%
Somers	\$927,569	33rd	Purchase	60.19%
The Field Library (Peekskill)	\$1,174,245	34th	Mamaroneck	59.67%
Tuckahoe	\$473,587	35th	Hendrick Hudson (Montrose)	56.52%
Warner (Tarrytown)	\$1,349,892	36th	Mount Kisco	47.45%
White Plains	\$4,476,834	37th	Pound Ridge	38.11%
Yonkers	\$8,081,654	38th	Mount Vernon	
County Total	\$58,497,741		Average	70.48%

Financials: Activity Expenses

Operating Expense Per Each User Activity Attributed to a Library

Library	Per Circulation	Per Program Attendee	Per Computer or Wireless Use	Cost Per All Activity*
Ardsey	\$9.13	\$215.08	\$73.79	\$3.76
Bedford Free	\$19.85	\$54.09	\$210.25	\$7.09
Bedford Hills	\$20.21	\$83.10	\$522.15	\$8.92
Briarcliff	\$14.95	\$171.10	\$168.48	\$6.38
Bronxville	\$13.88	\$93.92	\$84.97	\$4.65
Chappaqua	\$21.51	\$173.21	\$147.88	\$8.89
Croton	\$9.70	\$54.34	\$74.83	\$2.64
Dobbs Ferry	\$23.78	\$97.05	\$116.40	\$7.86
Eastchester	\$23.59	\$159.52	\$179.77	\$8.13
Greenburgh	\$23.65	\$164.79	\$44.64	\$7.77
Harrison	\$16.49	\$65.25	\$159.29	\$6.21
Hastings	\$18.48	\$252.15	\$404.81	\$7.46
Hendrick Hudson (Montrose)	\$19.25	\$97.13	\$99.91	\$6.38
Irvington	\$16.20	\$141.16	\$187.76	\$6.70
John C. Hart (Yorktown)	\$13.36	\$100.94	\$168.60	\$5.09
Katonah	\$12.82	\$81.58	\$136.39	\$4.27
Larchmont	\$14.34	\$125.23	\$95.21	\$4.98
Lewisboro	\$18.18	\$132.16	\$161.45	\$4.37
Mamaroneck	\$41.71	\$278.82	\$155.05	\$11.30
Mount Kisco	\$43.33	\$213.34	\$127.11	\$13.35
Mount Pleasant	\$15.92	\$140.72	\$131.80	\$5.87
Mount Vernon				
New Rochelle	\$53.79	\$157.84	\$146.85	\$5.87
North Castle (Armonk)	\$33.63	\$58.71	\$306.06	\$8.43
Ossining	\$35.91	\$133.17	\$117.84	\$9.21
Pelham	\$17.72	\$71.43	\$125.19	\$5.09
Port Chester	\$23.99	\$111.16	\$40.13	\$4.98
Pound Ridge	\$48.86	\$56.65	\$149.27	\$12.40
Purchase	\$24.17	\$187.51	\$123.04	\$7.16
Ruth Keeler (North Salem)	\$31.11	\$54.39	\$219.09	\$7.51
Rye	\$21.23	\$65.51	\$116.33	\$5.04
Scarsdale	\$15.42	\$130.81	\$49.22	\$6.11
Somers	\$41.27	\$75.69	\$253.41	\$4.16
The Field Library (Peekskill)	\$35.31	\$183.29	\$96.19	\$6.71
Tuckahoe	\$19.85	\$63.02	\$154.98	\$5.49
Warner (Tarrytown)	\$22.07	\$152.97	\$79.53	\$6.26
White Plains	\$31.95	\$384.21	\$10.68	\$7.38
Yonkers	\$36.94	\$111.29	\$201.06	\$14.09
County Averages	\$23.69	\$132.22	\$152.42	\$6.97

*Activities include Total Circ, Visits, Program Attendance, Public PC Use, Wireless Sessions, Reference Questions, One on One Sessions

Financials: Building Expenses

Library	Cost Per Hour Open*	Cost Per Square Foot
Ardsley	\$654.95	\$73.21
Bedford Free	\$272.92	\$101.31
Bedford Hills	\$276.82	\$201.58
Briarcliff	\$302.41	\$74.24
Bronxville	\$571.10	\$76.23
Chappaqua	\$1,059.90	\$133.34
Croton	\$340.66	\$75.98
Dobbs Ferry	\$364.66	\$48.04
Eastchester	\$789.09	\$123.56
Greenburgh	\$1,719.25	\$102.37
Harrison	\$533.57	\$115.72
Hastings	\$439.32	\$93.87
Hendrick Hudson (Montrose)	\$467.88	\$89.29
Irvington	\$431.28	\$102.09
John C. Hart (Yorktown)	\$885.35	\$129.13
Katonah	\$344.14	\$52.88
Larchmont	\$811.28	\$100.58
Lewisboro	\$297.65	\$96.74
Mamaroneck	\$1,335.45	\$105.22
Mount Kisco	\$703.00	\$102.01
Mount Pleasant	\$594.86	\$110.62
Mount Vernon		
New Rochelle	\$1,221.08	\$106.17
North Castle (Armonk)	\$394.04	\$101.78
Ossining	\$1,424.84	\$87.98
Pelham	\$398.16	\$140.15
Port Chester	\$650.82	\$99.54
Pound Ridge	\$423.55	\$122.36
Purchase	\$105.33	\$173.04
Ruth Keeler (North Salem)	\$223.01	\$74.93
Rye	\$471.72	\$82.89
Scarsdale	\$1,284.65	\$160.07
Somers	\$525.44	\$87.13
The Field Library (Peekskill)	\$573.14	\$109.85
Tuckahoe	\$240.16	\$90.90
Warner (Tarrytown)	\$825.40	\$78.94
White Plains	\$2,088.15	\$79.45
Yonkers	\$1,368.08	\$85.72
County Average	\$747.64	\$102.40

*The following libraries have branches: Harrison [14,000 sq ft] has West Harrison Branch [9,000 sq ft]; Mount Pleasant [22,080 sq ft] has Valhalla Branch [2,785 sq ft]; New Rochelle [60,000 sq ft] has Huguenot Children's Branch [1,785 sq ft]; North Castle [17,424 sq ft] has North White Plains Branch [1,500 sq ft]; Rye [20,881 sq ft] has Osborne Home [1,019 sq ft]; and Yonkers Riverfront [70,410 sq ft] has Grinton I. Will Branch [56,980 sq ft] and Crestwood Branch [2,900 sq ft].

Financials: Debt Service

Debt service includes payments from operating funds of principal and interest on budget loans issued in a prior year and interest on short-term loans; i.e., loans made and paid back within the current fiscal year.

Alphabetical

Ardsley	\$0
Bedford Free	\$0
Bedford Hills	\$0
Briarcliff	\$0
Bronxville	\$53,379
Chappaqua	\$0
Croton	\$0
Dobbs Ferry	\$0
Eastchester	\$43,463
Greenburgh	\$0
Harrison	\$0
Hastings	\$108,862
Hendrick Hudson (Montrose)	\$0
Irvington	\$39,786
John C. Hart (Yorktown)	\$0
Katonah	\$0
Larchmont	\$0
Lewisboro	\$0
Mamaroneck	\$679,700
Mount Kisco	\$645,025
Mount Pleasant	\$0
Mount Vernon	\$0
New Rochelle	\$353,031
North Castle (Armonk)	\$0
Ossining	\$0
Pelham	\$0
Port Chester	\$0
Pound Ridge	\$0
Purchase	\$0
Ruth Keeler (North Salem)	\$0
Rye	\$0
Scarsdale	\$0
Somers	\$0
The Field Library (Peekskill)	\$0
Tuckahoe	\$0
Warner (Tarrytown)	\$70,187
White Plains	\$694,557
Yonkers	\$0

Rank Order

1st	White Plains	\$694,557
2nd	Mamaroneck	\$679,700
3rd	Mount Kisco	\$645,025
4th	New Rochelle	\$353,031
5th	Hastings	\$108,862
6th	Warner (Tarrytown)	\$70,187
7th	Bronxville	\$53,379
8th	Eastchester	\$43,463
9th	Irvington	\$39,786
10th	Ardsley	\$0
11th	Bedford Free	\$0
12th	Bedford Hills	\$0
13th	Briarcliff	\$0
14th	Chappaqua	\$0
15th	Croton	\$0
16th	Dobbs Ferry	\$0
17th	Greenburgh	\$0
18th	Harrison	\$0
19th	Hendrick Hudson (Montrose)	\$0
20th	John C. Hart (Yorktown)	\$0
21st	Katonah	\$0
22nd	Larchmont	\$0
23rd	Lewisboro	\$0
24th	Mount Pleasant	\$0
25th	Mount Vernon	\$0
26th	North Castle (Armonk)	\$0
27th	Ossining	\$0
28th	Pelham	\$0
29th	Port Chester	\$0
30th	Pound Ridge	\$0
31st	Purchase	\$0
32nd	Ruth Keeler (North Salem)	\$0
33rd	Rye	\$0
34th	Scarsdale	\$0
35th	Somers	\$0
36th	The Field Library (Peekskill)	\$0
37th	Tuckahoe	\$0
38th	Yonkers	\$0

County Total \$2,687,990

Explanatory Notes

Listed below are the questions from the *Annual Report* that were used for these statistics. If the question name differs on these statistics from the *Annual Report*, the *Annual Report* name is shown in brackets:

Population Served [Population Chartered to Serve per 2020 Census]	Question 1.24
Total Library Card Holders [Registered Resident Borrowers plus Registered Non-Resident Borrowers]	Question 3.2+3.3
Number of Paid Staff - FTE [Total Paid Staff]	Question 6.12
Number of Trustees	Question 10.3 or 10.4
Square Footage: All Outlets [Square Footage of the Outlet]	Question 9.25
Minimum Weekly Total Hours Open: Main Library	Question 8.9
Annual Total Hours Open: All Outlets [Annual Hours Open – Total Hours Open]	Question 8.13
Library Materials [Grand Total Holdings]	Question 2.25
Book Stock [Cataloged Books-Total Cataloged Books]	Question 2.7
Additions to Book Stock [Additions to Holdings-Cataloged Books]	Question 2.26
Adult Books [Cataloged Books-Total Adult Books]	Question 2.3
Children's Books [Cataloged Books-Total Children's Books]	Question 2.6
Non-Book Print Materials [Total Other Print Materials]	Question 2.10
Electronic Materials [Total Electronic Materials minus Total Electronic Collections]	Question 2.20
Physical Other Materials [Total Other Materials Holdings]	Question 2.24
Electronic Databases [Total Electronic Collections]	Question 2.16
Public Use Internet Terminals: All Outlets [Total # of Internet terminals used by the general public]	Question 9.26
Total Library Visits [Library Visits-Total Annual Attendance]	Question 3.1
Circulation of Materials	Question 4.15
Book Circulation [Total Cataloged Book Circulation]	Question 4.7
Adult Book Circulation [Cataloged Book Circulation-Total Adult Books]	Question 4.3
Children's Book Circulation [Cataloged Book Circulation-Total Children's Books]	Question 4.6
Non-Book Material Circulation [Total Circulation of Other Materials]	Question 4.10
Electronic Material Circulation [Use of Electronic Material]	Question 4.12
Electronic Information Use [Successful Retrieval of Electronic Information]	Question 4.13
Materials Provided on Interlibrary Loan [Total Materials Provided (Loaned)]	Question 4.22
Materials Received on Interlibrary Loan [Total Materials Received (Borrowed)]	Question 4.21
Total Reference Transactions	Question 4.19
Number of Library Sponsored Program Sessions	Question 3.22
Attendance of Library Sponsored Program Sessions [Total Program Attendance]	Question 3.23
Library Sponsored Program Sessions – Adult	Question 3.20a
Library Sponsored Program Sessions – Young Adult	Question 3.19a
Library Sponsored Program Sessions – Children's	Question 3.17a, 3.18a
Library Sponsored Program Sessions – One-on-One	Question 3.21
Public Use Internet Terminal Sessions [# of uses (sessions) of public Internet computers per year]	Question 9.27
Wireless Sessions [Number of wireless sessions provided by the library service per year]	Question 9.33
Operating Receipts [Total Operating Fund Receipts]	Question 11.20
Local Public Support [Total Local Public Funds]	Question 11.2
Operating Expense [Total Operating Fund Disbursements]	Question 12.32
Debt Service [Total Debt Service]	Question 12.31
Library Materials Expense [Total Collection Expenditures]	Question 12.9
Personnel Expense [Total Staff Expenditures]	Question 12.5

Explanatory Notes

Per capita, percentage rankings and other formulas were derived from the basic data as follows:

Chart	Derivation
TOTAL CIRCULATION this year compared to last year	$(\text{Grand Total Circulation Transactions this year} - \text{Grand Total Circulation Transactions last year}) \div \text{Grand Total Circulation Transactions last year}$
TOTAL CIRCULATION this year compared to 3 years ago	$(\text{Grand Total Circulation Transactions this year} - \text{Grand Total Circulation Transactions 2017}) \div \text{Grand Total Circulation Transactions 2017}$
TOTAL CIRCULATION this year compared to 5 years ago	$(\text{Grand Total Circulation Transactions this year} - \text{Grand Total Circulation Transactions 2015}) \div \text{Grand Total Circulation Transactions 2015}$
# CIRCULATIONS PER EACH HOUR OPEN	$\text{Grand Total Circulation Transactions} \div \text{Annual Total Hours Open: All Outlets}$
TOTAL BOOK CIRCULATIONS PER VOLUME	$\text{Total Book Circulation} \div \text{Total Book Stock}$
TOTAL ADULT BOOK CIRCULATIONS PER VOLUME	$\text{Total Adult Book Circulation} \div \text{Total Adult Books}$
TOTAL CHILDREN'S BOOK CIRCULATIONS PER VOLUME	$\text{Total Children's Book Circulation} \div \text{Total Children's Books}$
% CIRCULATION WHICH IS NON-BOOK MATERIALS	$(\text{Total Circulation of Other Materials} + \text{Use of Electronic Material}) \div \text{Grand Total Circulation Transactions}$
ADDITIONS AS % OF INCREASE TO BOOK STOCK	$\text{Additions} \div \text{Last Year's Book Stock}$
% BOOK STOCK WITHDRAWN	$(\text{Additions to Book Stock} - \text{New Book Stock} - \text{Last Year's Book Stock}) \div \text{Last Year's Book Stock}$
% BOOK STOCK WHICH IS CHILDREN'S	$\text{Total Children's Book Stock} \div \text{Total Book Stock}$
% LIBRARY MATERIALS WHICH IS NON-BOOK MATERIALS	$(\text{Total Other Print Materials} + \text{Total Electronic Materials} - \text{Total Electronic Collections} + \text{Total Other Material Holdings}) \div \text{Total Library Materials}$
TOTAL LOCAL PUBLIC SUPPORT (this year compared to last year)	$(\text{Local Public Funds current year} - \text{Local Public Funds last year}) \div \text{Local Public Funds last year}$
TOTAL LOCAL PUBLIC SUPPORT (this year compared to 3 years ago)	$(\text{Local Public Funds current year} - \text{Local Public Funds 2017}) \div \text{Local Public Funds 2017}$
TOTAL LOCAL PUBLIC SUPPORT (this year compared to 5 years ago)	$(\text{Local Public Funds current year} - \text{Local Public Funds 2015}) \div \text{Local Public Funds 2015}$
OPERATING EXPENSE PER EACH CIRCULATION TRANSACTION	$\text{Total Operating Fund Disbursements} \div \text{Grand Total Circulation Transactions}$
OPERATING EXPENSE PER EACH HOUR OPEN	$\text{Total Operating Fund Disbursements} \div \text{Annual Total Hours Open: All Outlets}$
LIBRARY MATERIALS EXPENSE AS A % OF TOTAL OPERATING EXPENSE	$\text{Total Collection Expenditures} \div \text{Total Operating Fund Disbursements}$
PERSONNEL EXPENSE AS A % OF TOTAL OPERATING EXPENSE	$\text{Total Staff Expenditures} \div \text{Total Operating Fund Disbursements}$

Note of Unusual Circumstances

Special Notes: A few libraries continued with modified services because of previous COVID-19 closures and limitations. Any additional unusual circumstances are listed below.

Mount Vernon Public Library: The Library's 2023 Annual Report was not officially submitted to nor approved by New York State Library Division of Library Development at the time of publication. Statistics will be reported and the report revised when the library's report is officially submitted and approved by the State.

Briarcliff Manor Public Library experienced pipe leak incidents that caused the Library to on several occasions and disrupted services. Mold mitigation, air conditioning repair; a new Village contract for cleaning and alarm services that disrupted patrons and staff; and parking issues impacted library services and budgets. Staff shortages due to long-time, experienced staff departures, as well as trustee vacancies, contributed to challenges throughout the year.

Eastchester underwent construction to correct a water infiltration problem which closed the upper entrance of the library beginning April of 2023. The elevator was out of service for the entirety of 2023. Patron access to the library has been re-directed to the north side of the library where a handicapped ramp was installed in April. Many of older patrons, mothers with baby carriages and handicapped residents have chosen to use neighboring libraries until the construction is completed.

Katonah Due to funding issues, the Library had not been opened on Sundays since 2020. In April of 2023, the library was able to reopen again on Sundays, from 12-5pm. In addition, the library's only Adult/YA librarian took an unexpected three month leave of absence, which impacted both Adult and YA collection development, reference questions asked, and the number of and attendance at YA programs.

Mamaroneck An employee was charged with Grand Larceny and subsequently the library went on an austerity budget.

Ruth Keeler began a massive weeding project in 2023.

Yonkers Public Library launched a new website and online event calendar which changed the way YPL delivered many services and programs and recorded data.